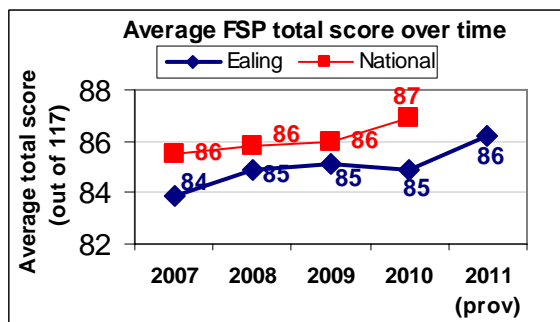
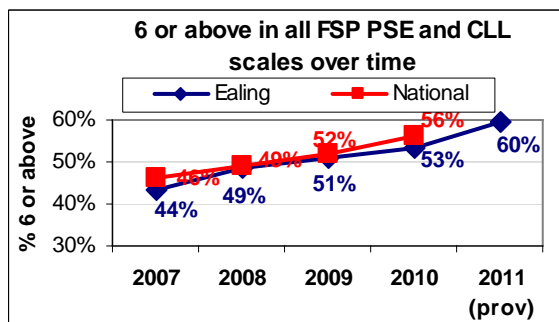


Pupil attainment outcomes in Ealing 2010

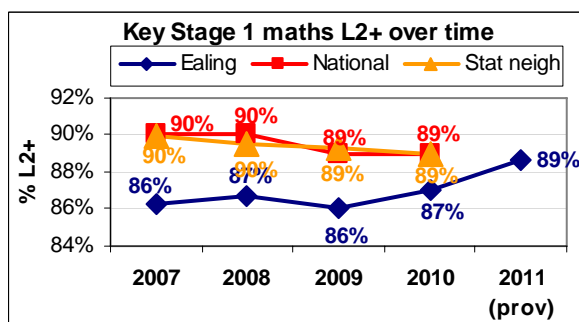
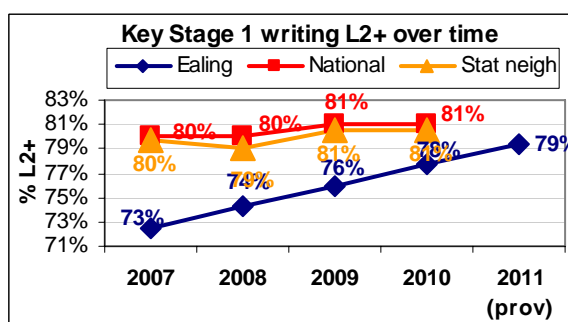
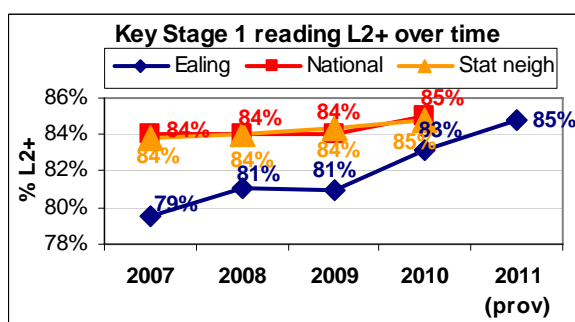
Foundation Stage Profile (FSP)



In 2010, 53% of pupils in Ealing achieved 6 or more points in each of the Personal, Social and Emotional Development and Communication, Language and Literacy scales. This represents a 2% point increase from the Ealing 2009 figure but is 3% points below the national average. Provisionally this has risen to 60% in 2011.

In 2010, the average performance in the Foundation Stage was 85 points (out of 117), in line with the 2009 and 2 points below the national figure. Provisionally this has risen to 86 in 2011.

Key Stage 1

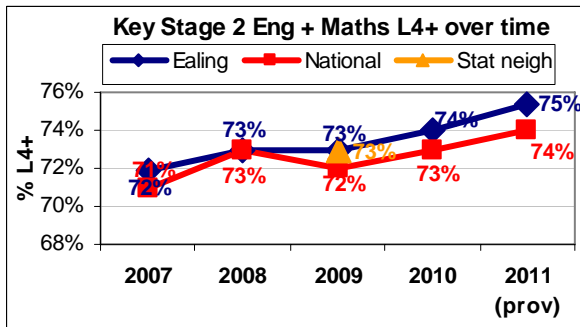
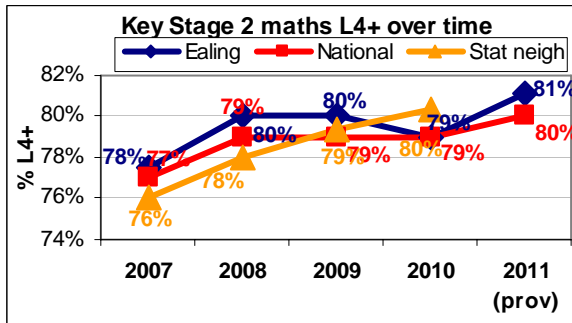
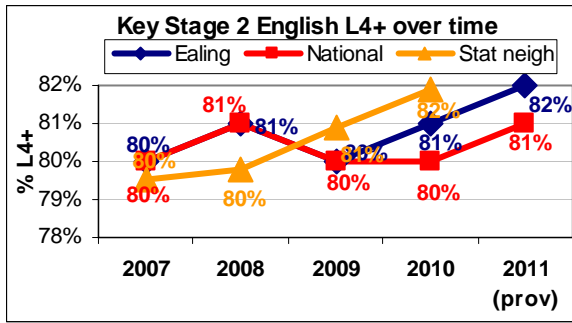


In 2010, 83% of pupils achieved the nationally expected Level 2 or above in reading at the end of KS1; a 2% point increase since 2009 and now 2% points below the national and statistical neighbour averages. Provisionally this has risen to 85% in 2011. Reading Level 2B+ increased by 2% points and Level 3 by 1% point from 2009 to 2010.

78% of pupils achieved Level 2 or above in writing, an improvement of 2% from 2009, although this remains 3% points below the National figure and that of our statistical neighbours. Provisionally this has risen to 79% in 2011. Writing Level 2B or above has increased by 2% points and Level 3 by 1% point since 2009.

87% of pupils achieved Level 2 or above in maths, a 1% increase from 2009 and 2% below the national average and our statistical neighbours. Provisionally this has risen to 89% in 2011. The proportion achieving Level 2B+ and Level 3 has remained stable since 2009.

Key Stage 2



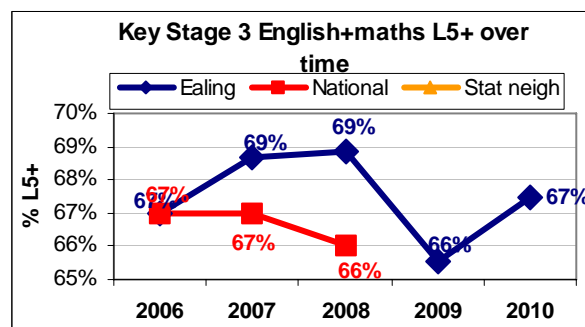
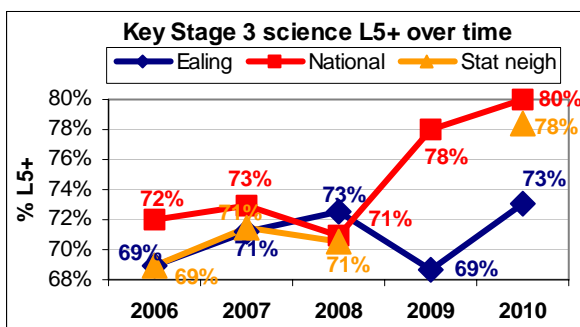
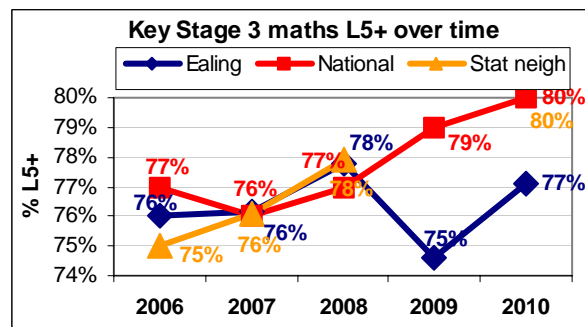
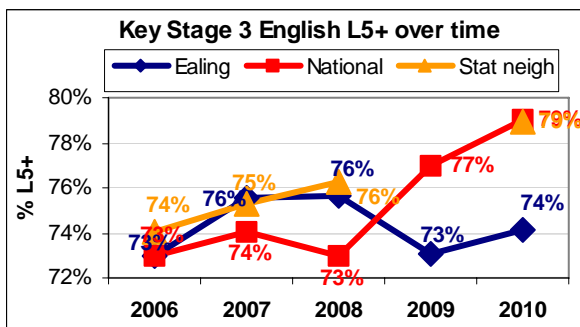
In 2010, 81% of pupils achieved the nationally expected Level 4 or above in Key Stage 2 English tests. This is a 1% point increase from our 2009 result and 1% point above the national average, although remains 1% points below our statistical neighbours. This has provisionally risen to 82% in 2011, 1% point above the provisional national average. The proportion achieving Level 5 has increased from 27% in 2009 to 34% in 2010.

79% of pupils achieved Level 4 or above in maths in 2010, a 1% point fall since 2009 and 1% point below our statistical neighbours but in line with the national average. This has provisionally risen to 81% in 2011, 1% point above the provisional national average. The proportion achieving Level 5 remained at 36% in 2010.

74% of pupils in Ealing achieved Level 4 or above in English and maths. This is a 1% point increase on our 2009 result and remains 1% point above the national average. This has provisionally risen to 75% in 2011, compared to a provisional 74% nationally.

90% of pupils made 2 levels progress in English, while 88% made 2 levels progress in maths in 2010; a 1% point increase in each measure on our 2009 figures.

Key Stage 3



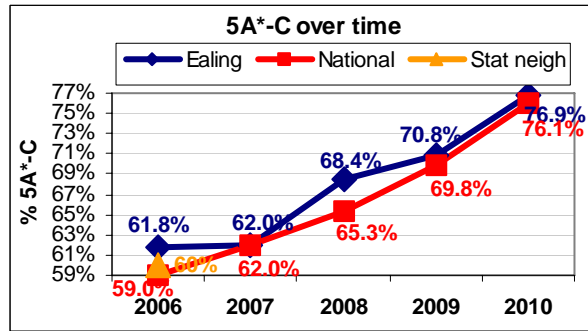
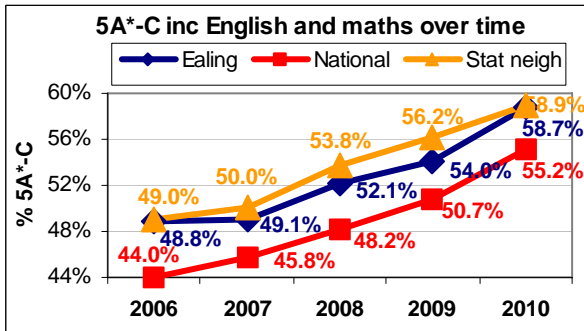
In 2010, 74% of pupils were assessed as having reached the nationally expected Level 5 or above in English teacher assessments at Key Stage 3; a 1% point increase on our 2009 result but 5% points below the national average and our statistical neighbours.

77% of pupils reached level 5 or above in maths in 2010, a 2% point increase on our 2009 result, but 3% points below the national average and our statistical neighbours.

73% of pupils reached level 5 or above in science in 2010, a 4% point improvement on our 2009 result, but 7% points below the national average and 5% points below our statistical neighbours.

67% of pupils in Ealing were at Level 5 or above in English and maths; 1% point above our 2009 result. National and statistical neighbour averages are no longer published for this measure.

KS4

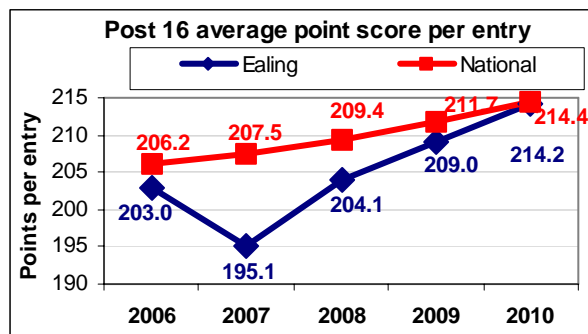
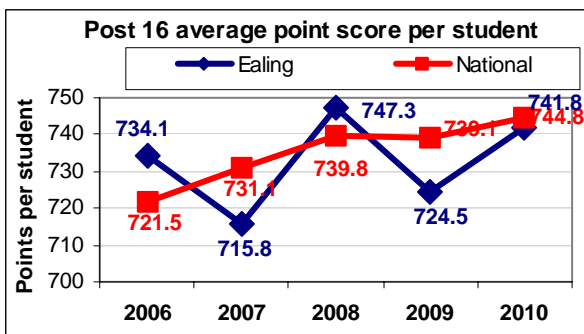


In 2010, 58.7% of students achieved 5A*-C including English and maths, which represents a 5% point improvement since 2009 and is now 3.5% points above the national average and in line with our statistical neighbours.

76.9% of students achieved 5A*-C, which is a 6% point improvement since 2009 and 1% point above the national average. 96.5% of students achieved 5 passes at A*-G, a further 1% point improvement since 2009, while 99.4% achieved any passes.

80% of pupils made 3 levels progress from KS2 to KS4 in English, while 73% made 3 levels progress in maths; a 5% point increase in each measure on our 2009 figures. Students in Ealing continue to make above average progress, with a KS2-4 CVA score of 1012.1, although this is down from 1020.1 in 2009.

KS5



The average point score per student at post 16 has risen to 741.8, an increase of 17 points from 2009, although this remains slightly below our 2008 figure. We have closed the gap but remain slightly (3 points) below the national average.

The average points score per entry has also risen to 214.2 points, an increase of nearly 5 points, and in line with the national average.

Students continue to make above average progress in Ealing sixth forms, with a score of 1008.7 in the KS4-5 value added, although this is down from 1021.5 in 2009.

Pupil attainment outcomes in Ealing 2011

Provisional statistics for your school and the borough will be included in your school reports which will be available to you via your Ealing Grid for Learning school reports page early in the autumn term. Early provisional borough figures for FSP, KS1 and KS2 are included in the above.

A summary of the data for all Ealing's schools will also be published in the autumn term on the Ealing Grid for Learning website: www.egfl.org.uk once all the information has been released and collated.

Contact information:

Research and statistics team, 2nd floor NW Perceval House, 14-16 Uxbridge Road, Ealing W5 2HL.

Tel: 020 8825 5700

Email: mpesola@ealing.gov.uk