

## Personal, social, health and economic (PSHE) scheme of work

### New Ealing Primary PSHE Scheme of Work

In September 2025, the Ealing health improvement team launched the new and improved Ealing **Personal, Social, Health and Economic (PSHE)** Scheme of Work – a fully-resourced, expert-designed programme that's already transforming PSHE delivery in over 70 UK schools.

The Ealing Personal, Social, Health and Economic (PSHE) education Scheme of Work (SOW) 2025 has been produced together with PSHE, leads the Ealing Health Improvement Team, and specialists in RSHE, mental health, nutrition, exercise, safeguarding, and race equality. This ensures the curriculum is evidence-based, inclusive, and practical for schools. This collaborative approach ensures the curriculum is inclusive and focused on the ultimate goal of keeping children happy, healthy and safe.

The scheme supports pupils from Nursery to Year 6 in developing the knowledge, skills, and understanding needed to build positive relationships, maintain physical and mental wellbeing, and prepare for life as confident, responsible citizens.

It meets all statutory requirements for Relationships and Health Education, underpinned by the Children and Social Work Act and the Equality Act, and reflects national guidance including the DfE's 2025 statutory RSHE document. It also responds to local needs, helping schools deliver PSHE in a way that is inclusive and relevant for all pupils.

**Our curriculum is organised into three main themes:**



#### Key features of the new Ealing PSHE SOW:

- ?? 240+ beautiful and editable PowerPoint lessons with activity sheets, handouts, and overview pages
- ?? Mapped to the latest RSHE statutory guidance
- ?? Fully planned and resourced for Nursery to Year 6
- ?? Inclusive and diverse content reflecting UK pupils' lived experiences
- ?? Supports schools in meeting responsibilities around safeguarding, British Values, equality, and inclusion
- ?? Aligns with Ofsted's personal development framework
- ?? Includes up-to-date resources on topics such as online safety, mental health, harmful sexual behaviour, race equality, and the environment
- ?? Improves teacher confidence with a Teacher Guide and training PowerPoint
- ?? Assessment tools for formative, summative & self-assessment
- ?? Parent engagement resources
- ?? Policy templates for RSHE and PSHE
- ?? Flexible structure to fit your timetable
- ?? Evidence-informed design based on best practice in education and wellbeing
- ?? One-time cost – no subscription

### Price and limited launch price offer:

The Ealing PSHE Scheme is currently available at a one-time cost, offering lifetime access:





- Free for Ealing Buyback Schools
- £480 for Ealing non-Buyback maintained schools (offer valid until December 2025)
- £880 for non-Ealing schools, including independents

Most PSHE schemes charge £500+ per year on a subscription basis. Ours will move to a subscription model soon, but for now, schools can secure lifetime access with a single payment. This includes free updates until the subscription model begins

### Want to Explore the Scheme?

- [Ealing PSHE SOW flyer](#)
- [Sample Lesson Plan](#)
- [Overview of Lesson Titles by Term & Week](#)
- [Teacher Guidance Document](#)

To access the scheme, the PSHE Lead or relevant staff member should contact: Nicole McGregor – [McGregorN@ealing.gov.uk](mailto:McGregorN@ealing.gov.uk)

Downloads	
	<a href="#">New Ealing PSHE SOW Flyer.pdf (pdf)</a>
	<a href="#">Ealing PSHE scheme of work overview.pdf (pdf)</a>
	<a href="#">Teacher PSHE SOW How to guide.pdf (pdf)</a>
	<a href="#">Sample Lesson Plan Year 4 Autumn 2 Lesson 2.pptx (pptx)</a>

### Contact:

- **Faye Jones**, Health improvement: [jonesf@ealing.gov.uk](mailto:jonesf@ealing.gov.uk) 079 2965 2351
- **Nicole McGregor**, Health improvement: [mcgregorn@ealing.gov.uk](mailto:mcgregorn@ealing.gov.uk) 020 8825 5484

### Was this page useful?

- [Yes](#)
- [Neutral](#)
- [No](#)

Last updated: 18 Sep 2025

---