



Ealing SEND Survey 2021 Parent & Carer Satisfaction Summary Report



What are Ealing parents and carers of children and young people with additional needs telling us?

- 51% of parents and carers felt listened to and take part in decisions about education; 49% about health decisions; 33% about social care decisions. (*Question 1*)
- 61% of parents were happy with their child/young person/adult's educational setting (19% disagree/strongly disagree) (*Question 2*)
- 60% knew where to go and who to ask if I need help and support at their child/young person/adult's educational setting (*Question 2*)
- 57% agreed or strongly agreed that their views have been included in their child/young person's support plan or EHCP (15% disagree/strongly disagree) (*Question 3*)
- 42% agreed or strongly agreed that their child/young person/adult's interests are at the centre of the help and support that they receive (33% disagree/strongly disagree) (*Question 3*)
- 61% disagreed or strongly disagreed that their child/young person/adult has been able to get all the help and support they need (*Question 4*)
- 41% Parent and carers agreed that they know where to go and who to ask for help and support regarding their child/young person/adult's mental health (31% disagree/strongly disagree) (*Question 5*)
- 25% parents were happy with how well services have supported them and their child /young person/adult for Social Care and/or "Early Help"; Health professionals 42%; Education 45%
- 28% were happy with how well people work together to meet their child/young person/adult's needs. (*Question 6*)
- 29% were happy with the quality, clarity and level of communication received from people supporting them. (*Question 6*)
- 25% are happy with the range of leisure and social activities available outside of school/college that my child/young person/adult can access (*Question 7*)
- 35% felt their child is safe and secure in my community (31% disagree) (*Question 8*)
- 18% felt confident and supported in planning for their child/young person/adults' future (45% disagree/strongly disagree) (*Question 9*)

Emerging themes:

- **Notable differences in parents' perceptions across Education, health, and care.**
- **Parents are broadly more positive towards educational settings**
- **Parents are concerned about the planning for young people's future**
- **Parents want better communication and people to work together better**
- **Parents are not satisfied with range of leisure activities for children, young people, and adults**

Description of survey

- Date survey was open: September to October 2021
- Duration: 1 Month
- Total Parents who responded: 137*

Description of survey respondents

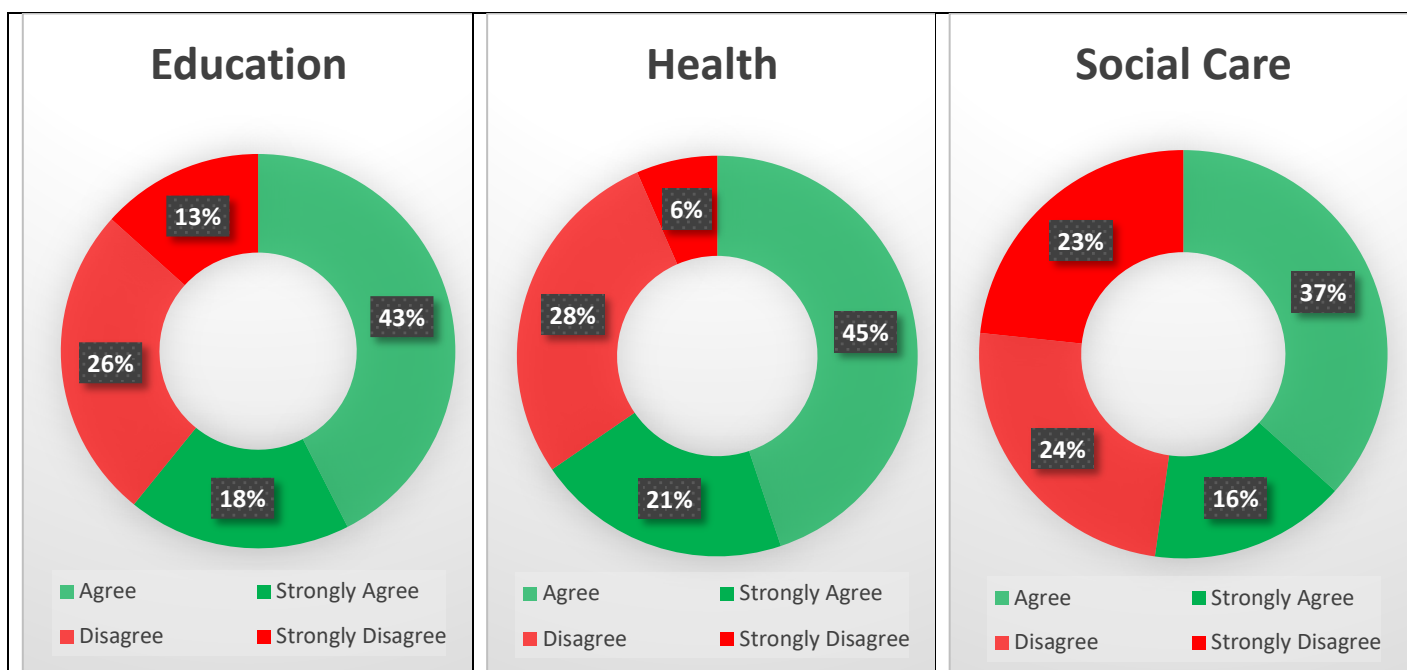
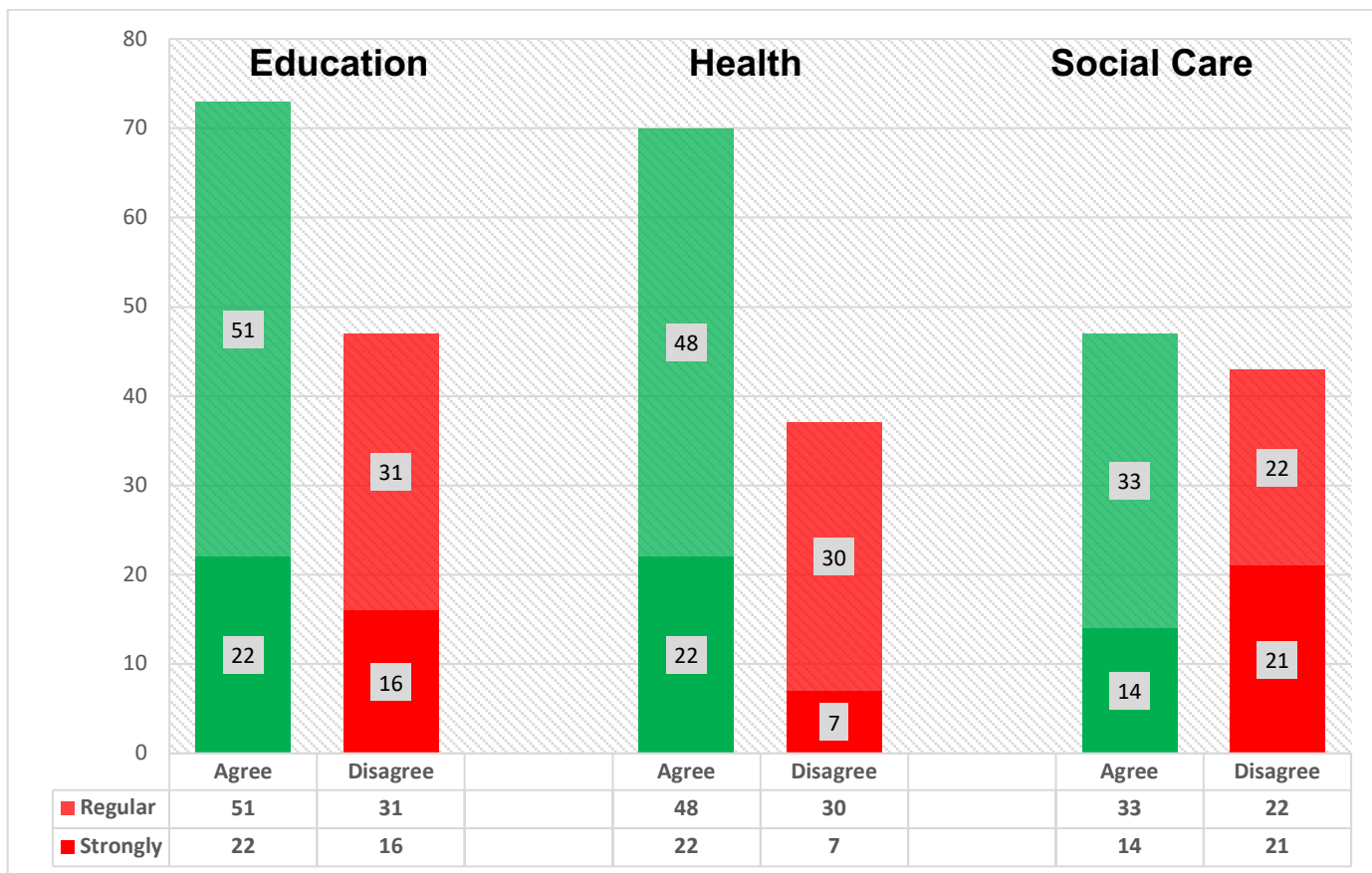
- Of the parents and carers who responded*
- 54% have a child/children aged 5-11 years old; 28% aged 12-16; 9% under 4; 8% 17–25 year old (question 12).
- 75% are parents of a child/children/ young person with an Education, Health and Care Plan; 29% SEN Support; 21.5% Health Service involvement only; 15% Social care only.(Question 13).
- 51% of respondents identified the main area of need of their child/children/young person as Autistic Spectrum Disorder; 12.5% have speech, language and communication needs; 8.3% of Social Emotional and Mental Health Difficulties (respondents were also asked to define their children using their own choice of description (Question 14 - *please see page 19 for details*)
- 45% are aged 45-54 years old; 36% are 35–44-year-olds and 10% are 55-64 years old (Question 16)
- 95% are women; 2% men; 3% prefer not to say (Question 17)
- 45% Christian; 12% Muslim; 1% Buddhist
- 45% describe their ethnicity as white British; 10% as other white ethnicity (Question 19).

**Some respondents skipped questions, so the numbers and percentages of respondents differ slightly across each of the questions.*

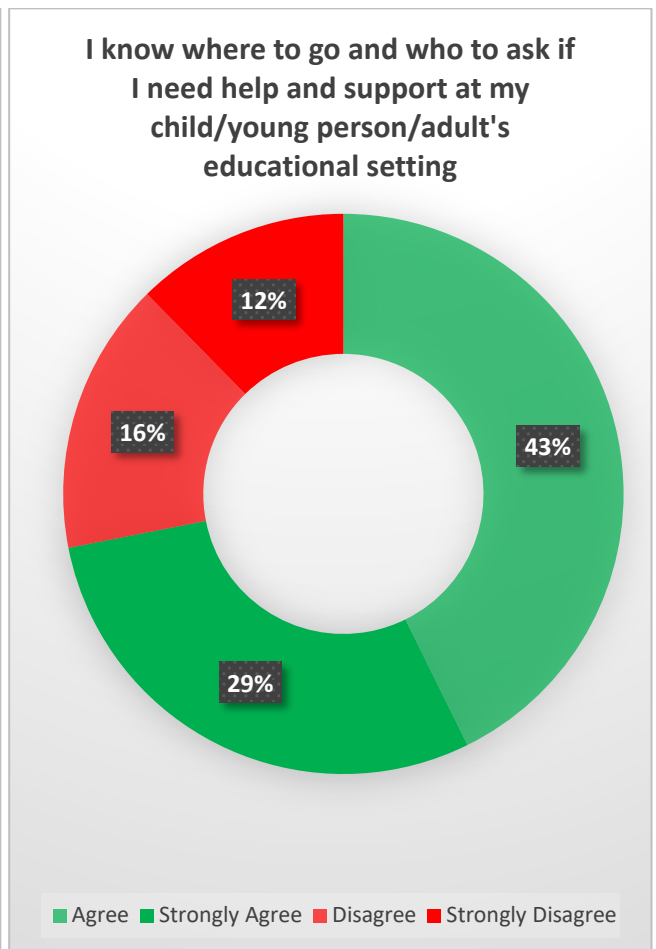
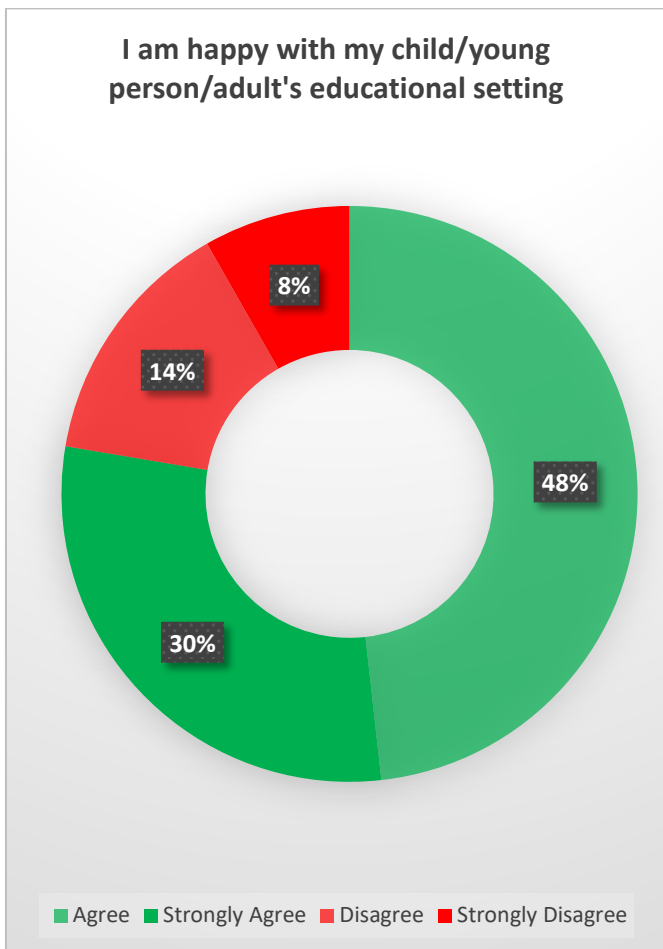
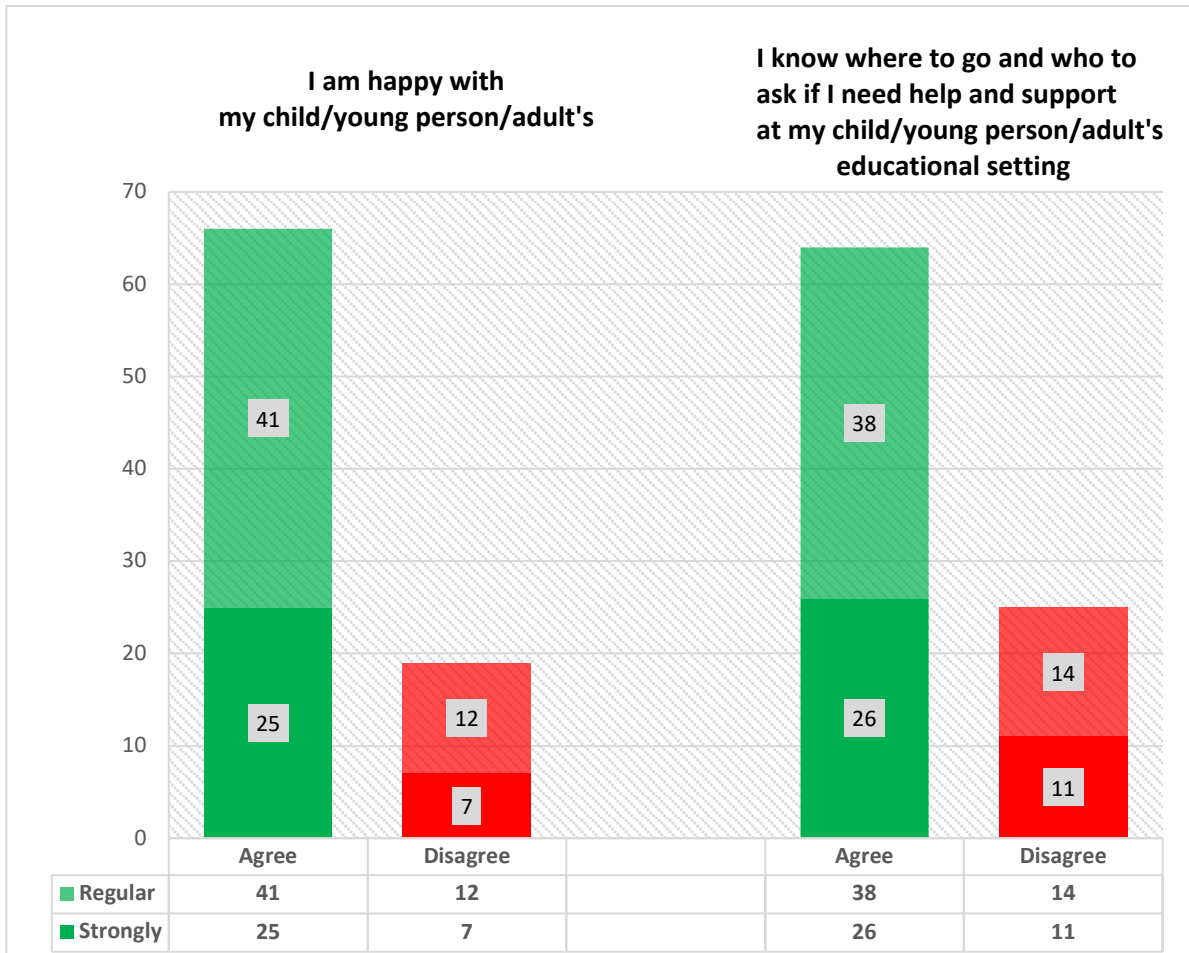
Explanation of the following charts

- The “Bar” charts represent the actual number of respondents for each answer.
- The “Doughnut” charts represent the relative percentage of total responses.

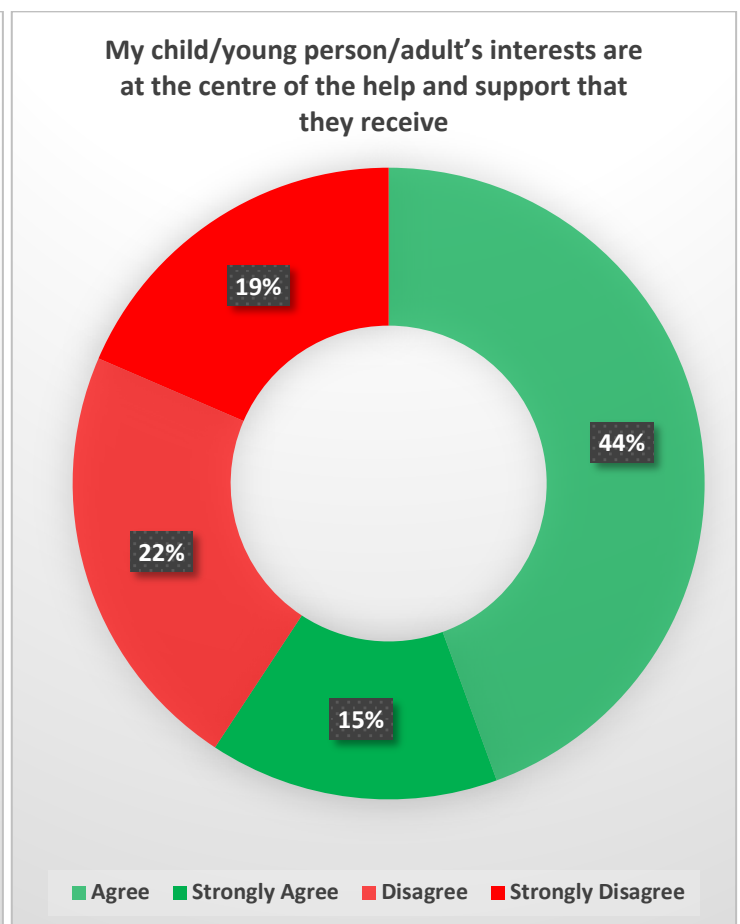
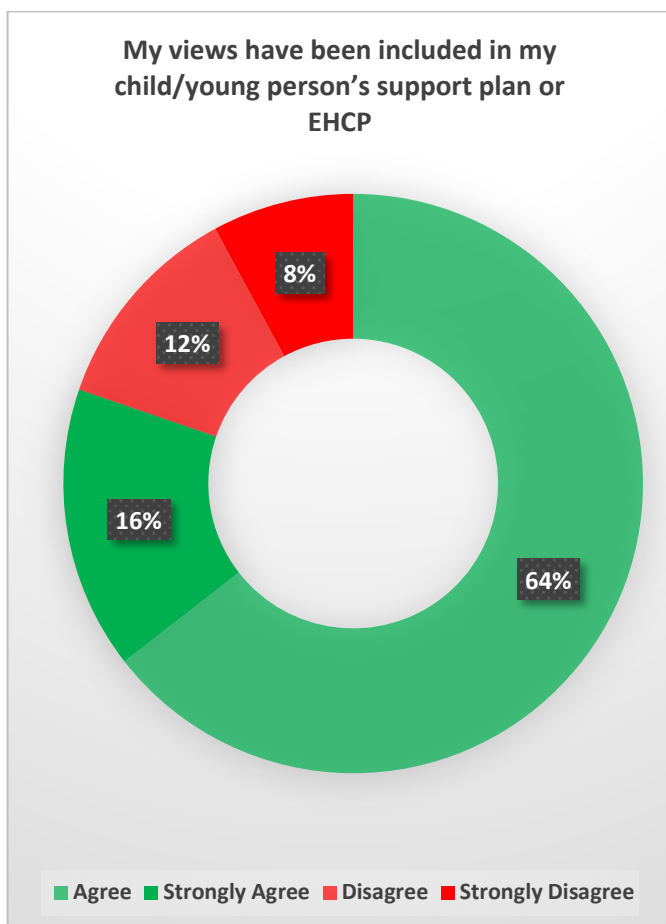
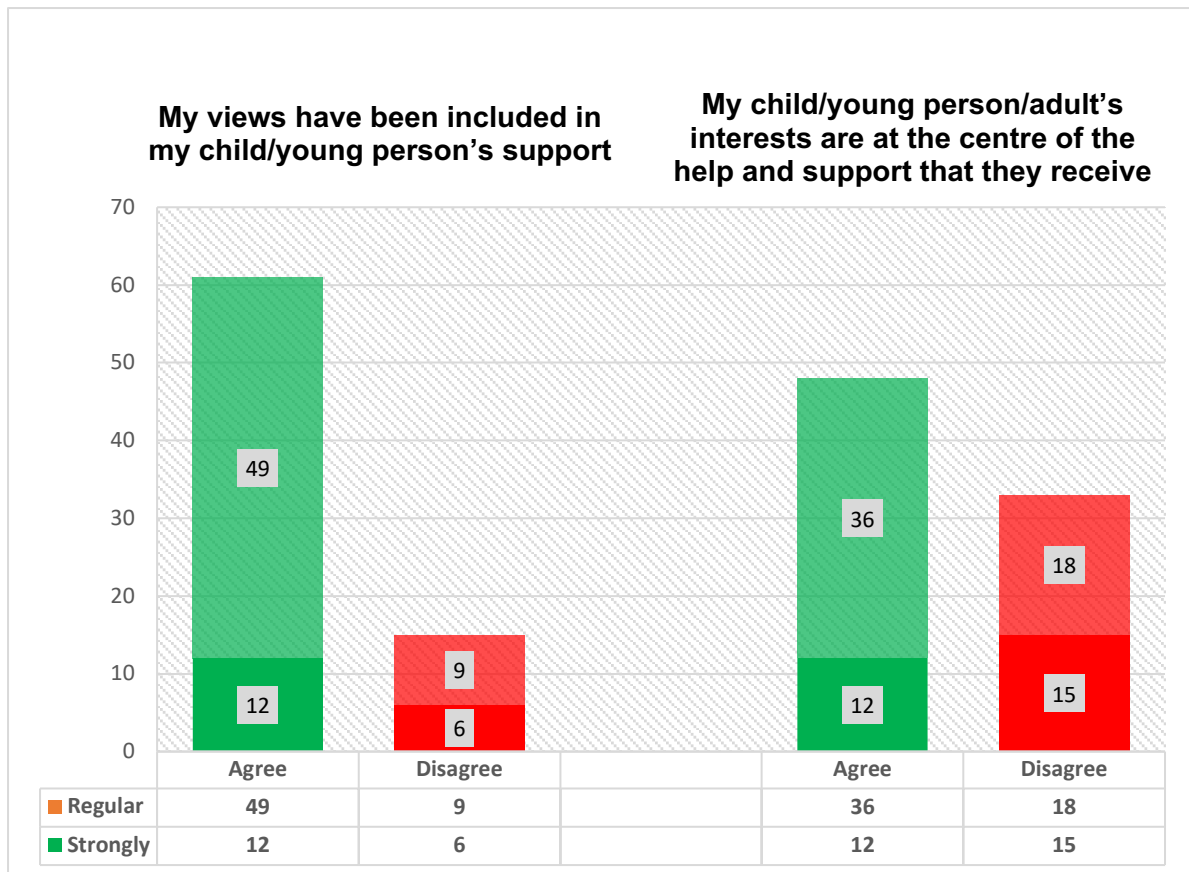
Question 1: I feel that I am listened to and I can take part in decisions made about my child, young person or adult in ...



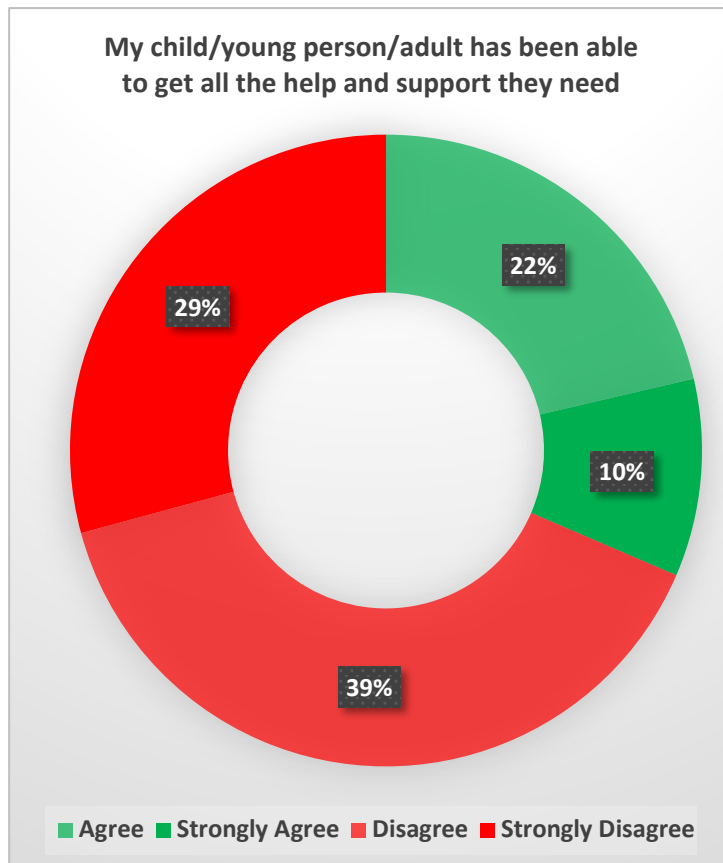
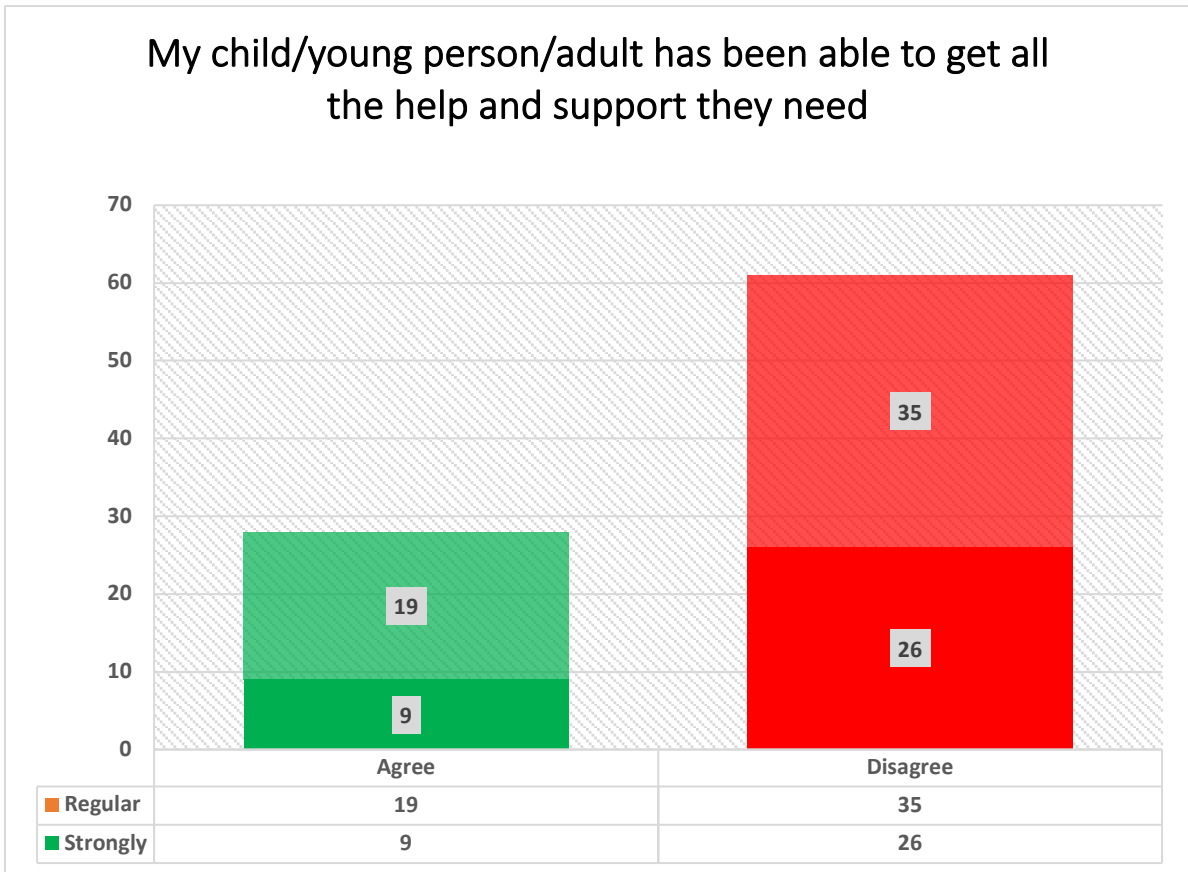
Question 2: How strongly do you agree or disagree with the following....



Question 3: How strongly do you agree or disagree with the following....

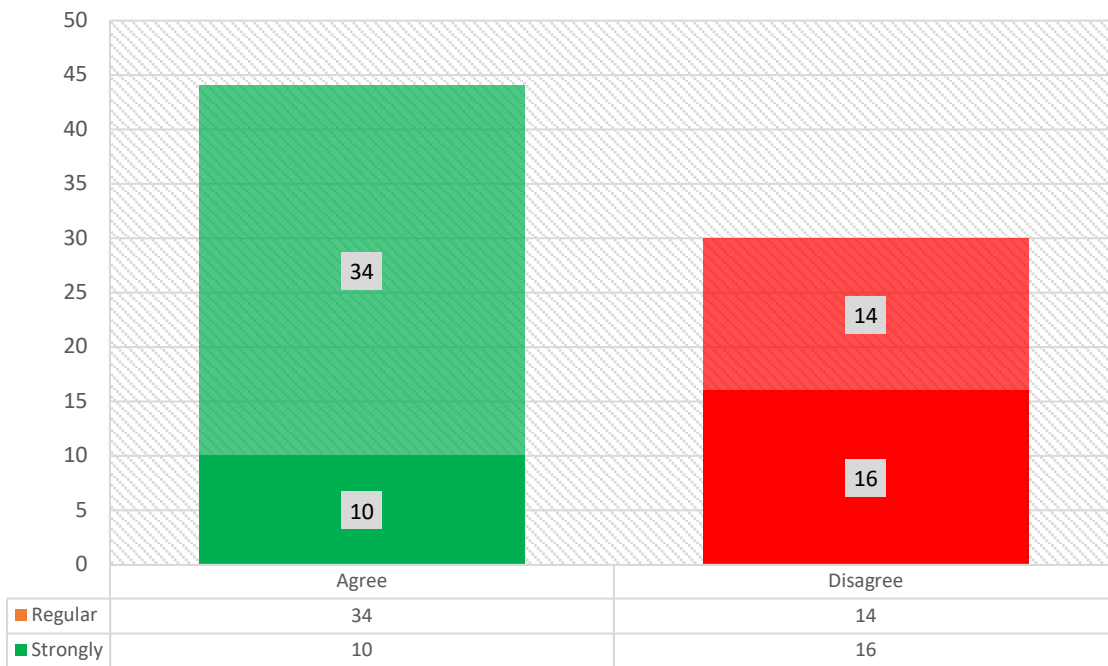


Question 4: How strongly do you agree or disagree with the following....

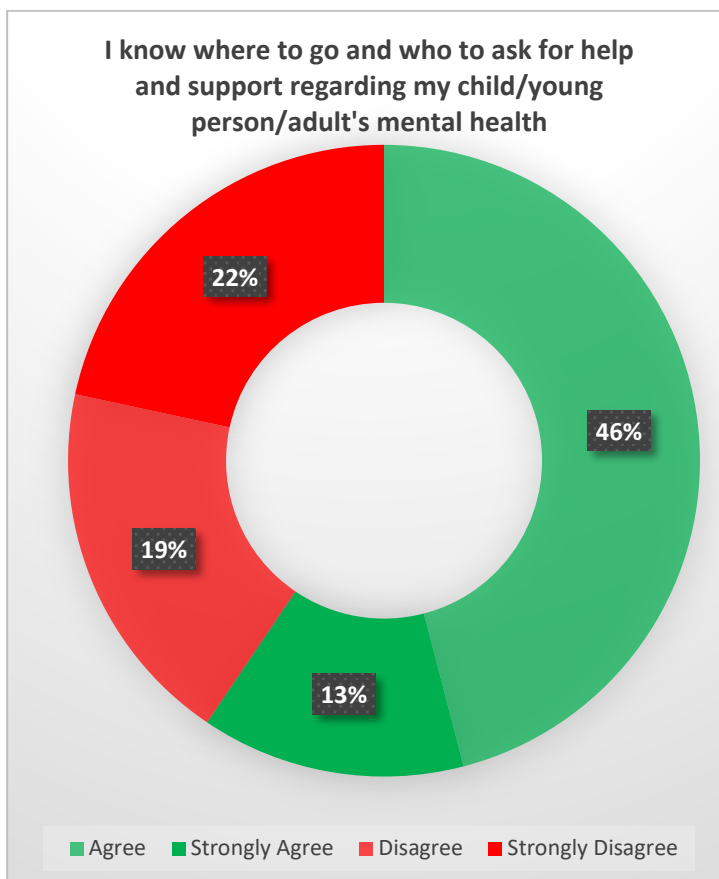


Question 5: How strongly do you agree or disagree with the following....

I know where to go and who to ask for help and support regarding my child/young person/adult's mental health



I know where to go and who to ask for help and support regarding my child/young person/adult's mental health



Question 6: How strongly do you agree or disagree with the following....

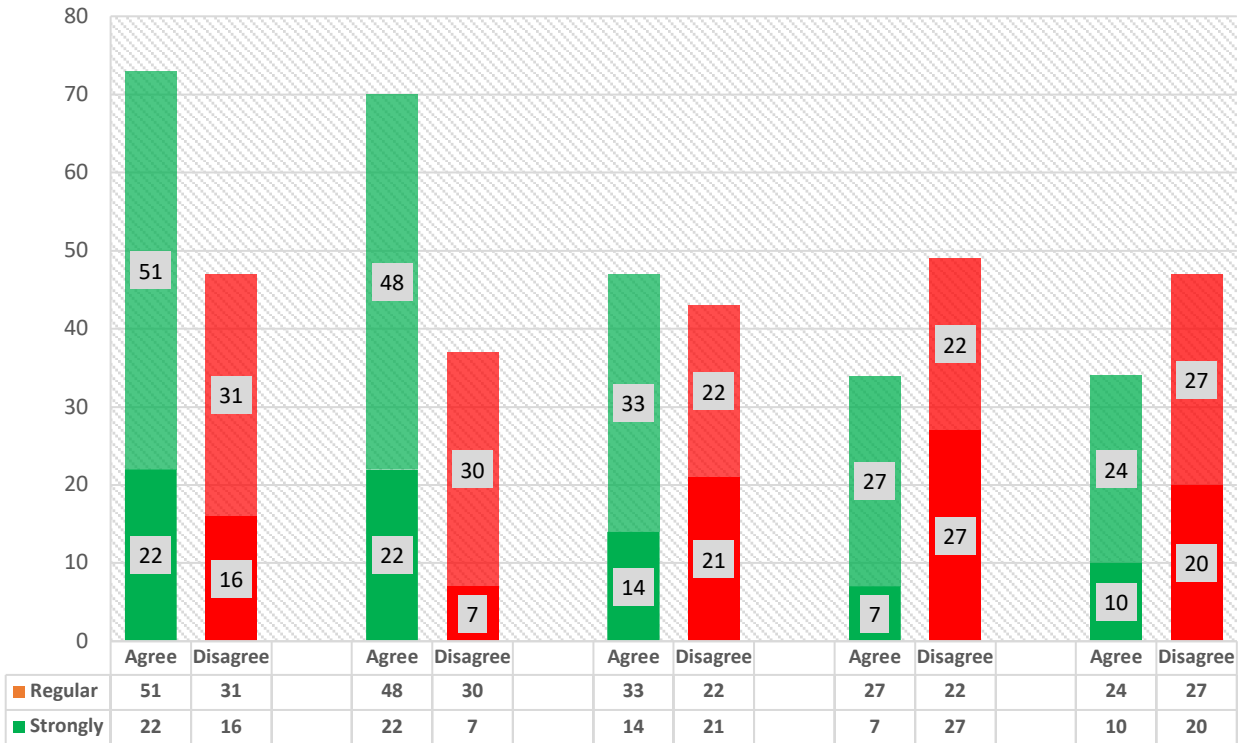
I am happy with how well Social Care and/or "Early Help" Services have supported me and my child /young person/adult

I am happy with how well Health professionals have supported me and my child/young person/adult

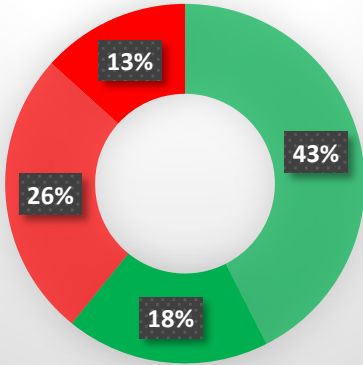
I am happy with how well Education professionals have supported me and my child/young person

I am happy with how people work together to meet my child/young person/adult's needs

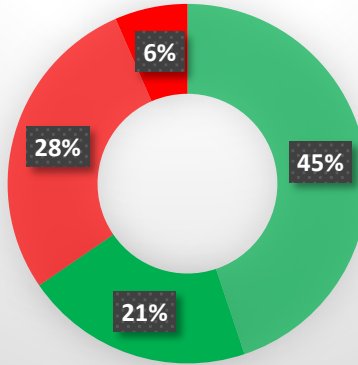
I am happy with the quality, clarity and level of communication I receive from people supporting me



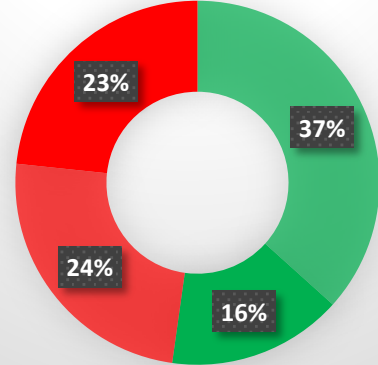
I am happy with how well Social Care and/or "Early Help" Services have supported me and my child /young person/adult



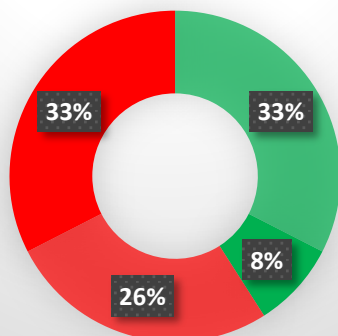
I am happy with how well Health professionals have supported me and my child/young person/adult



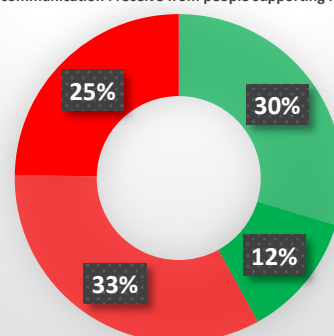
I am happy with how well Education professionals have supported me and my child/young person



I am happy with how people work together to meet my child/young person/adult's needs

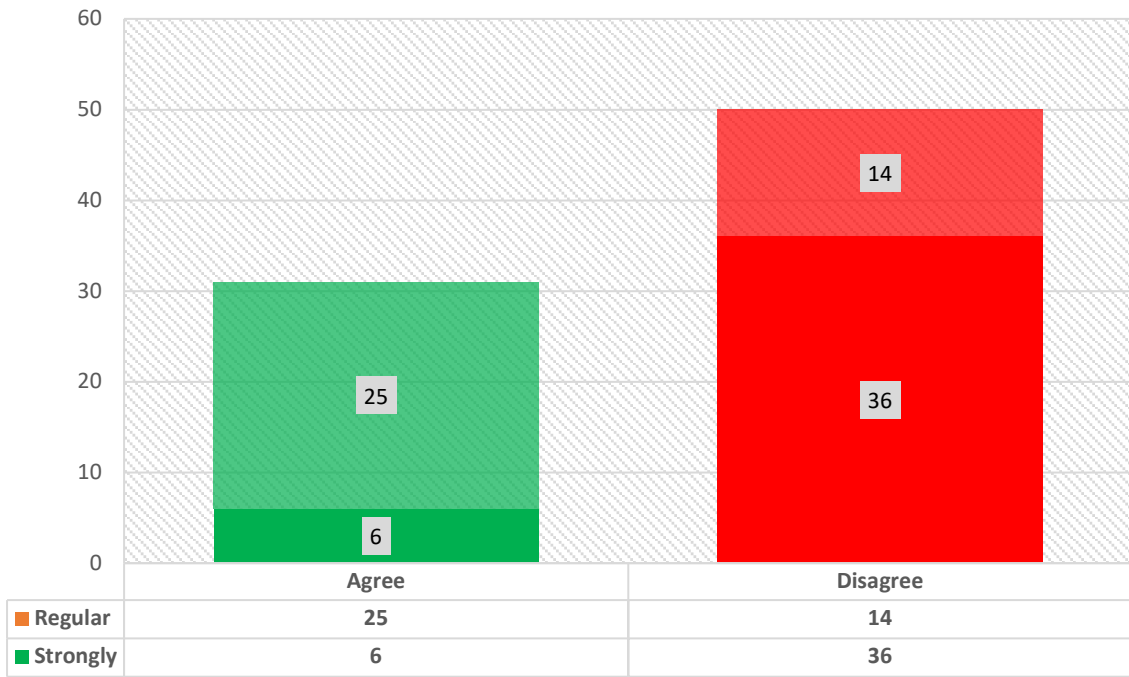


I am happy with the quality, clarity and level of communication I receive from people supporting me

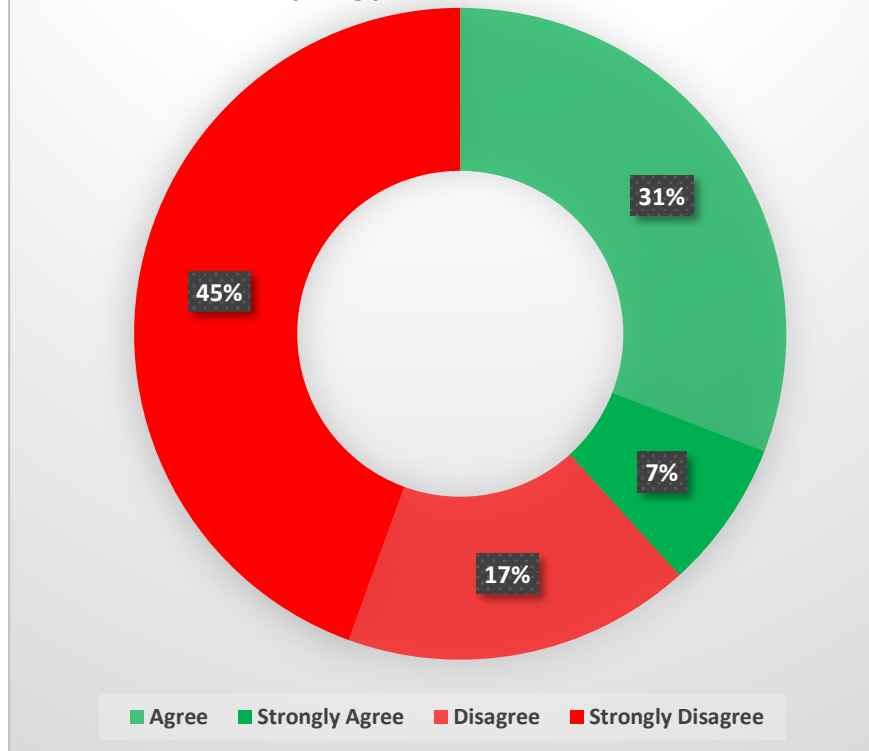


Question 7: How strongly do you agree or disagree with the following....

I am happy with the range of leisure and social activities available outside of school/college that my child/young person/adult can access

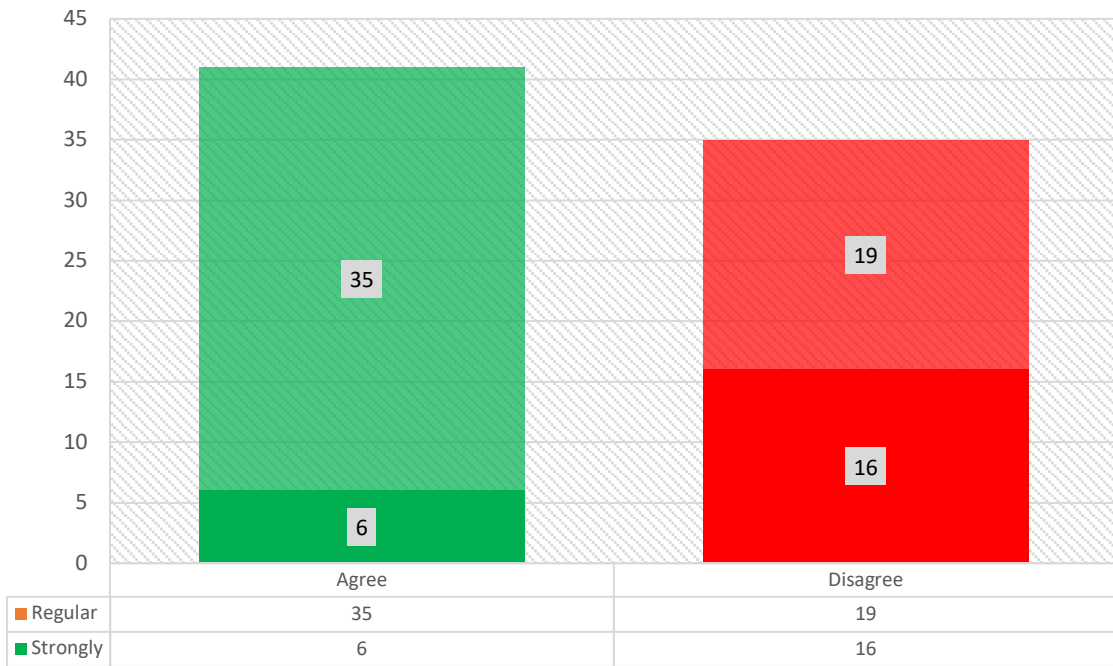


I am happy with the range of leisure and social activities available outside of school/college that my child/young person/adult can access

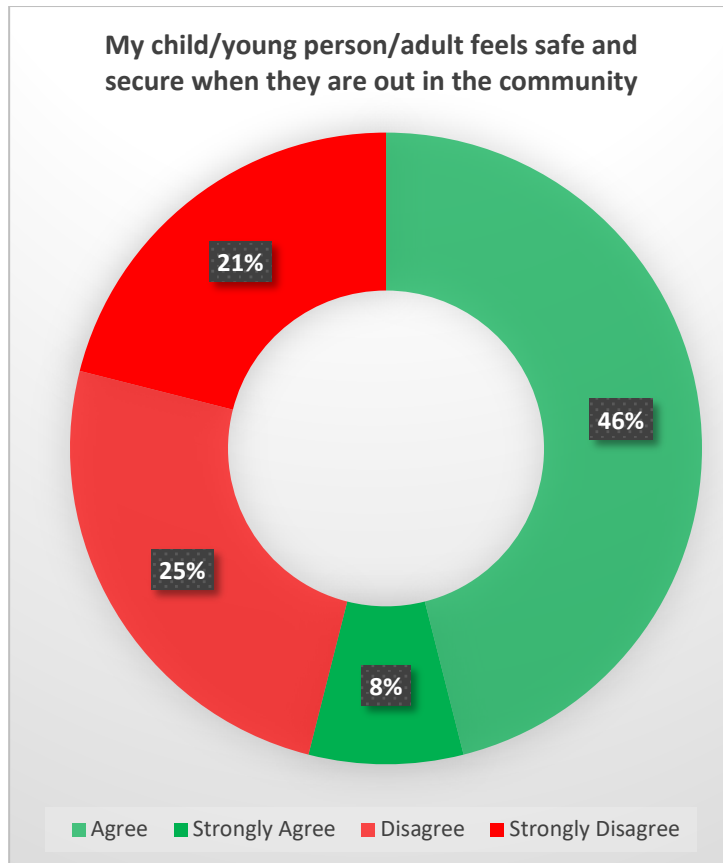


Question 8: How strongly do you agree or disagree with the following....

My child/young person/adult feels safe and secure when they are out in the community

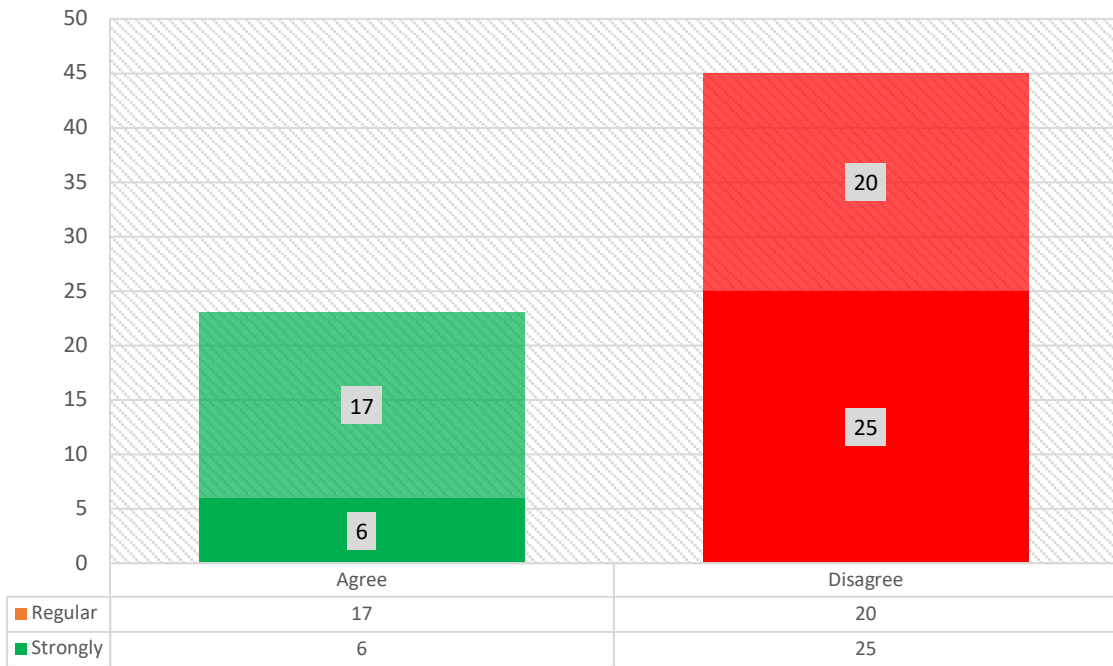


My child/young person/adult feels safe and secure when they are out in the community

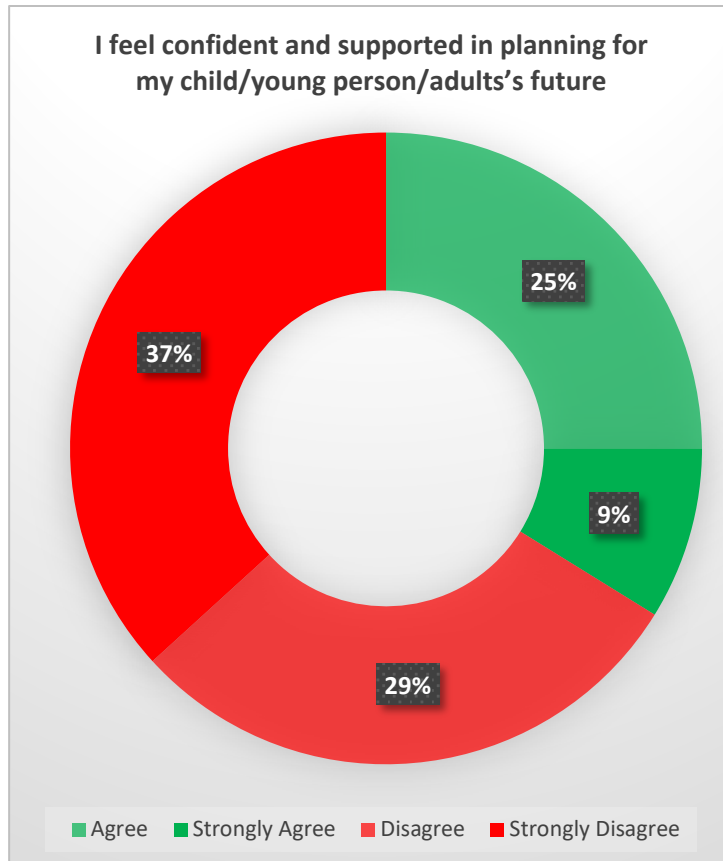


Question 9: How strongly do you agree or disagree with the following....

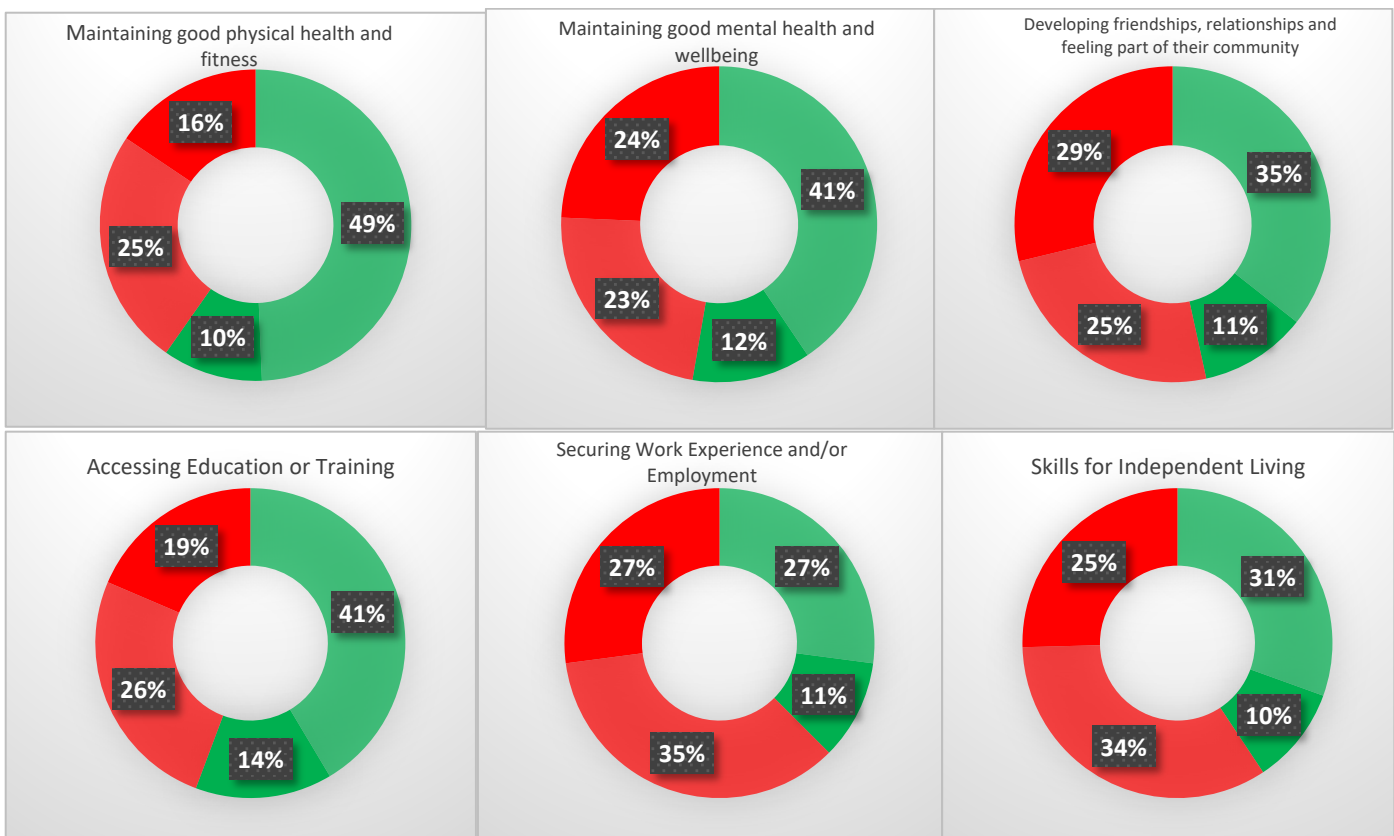
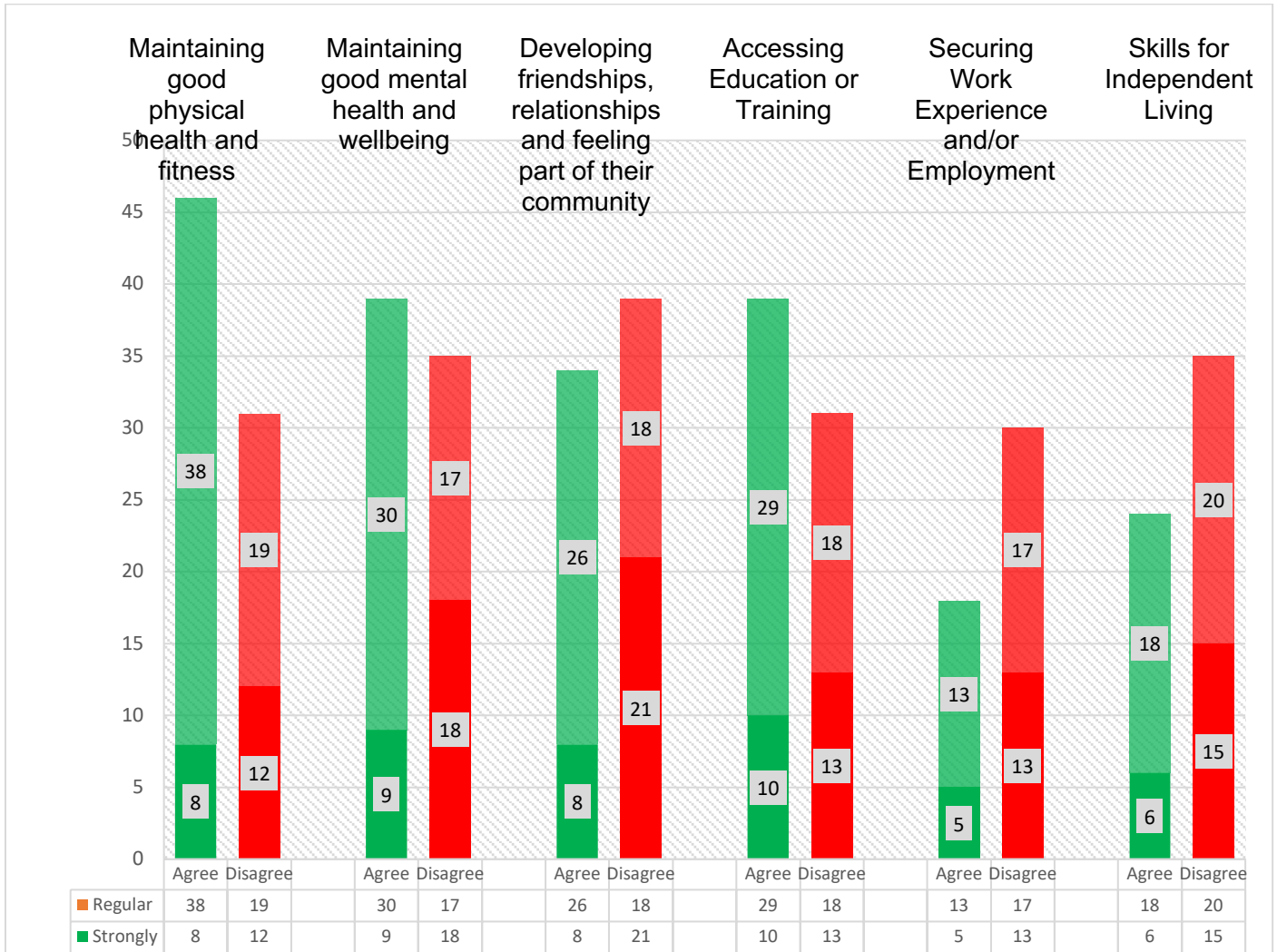
I feel confident and supported in planning for my child/young person/adult's future



I feel confident and supported in planning for my child/young person/adult's future



Question 10: I know where to get the information to help my child/young person/adult to support their independence by...



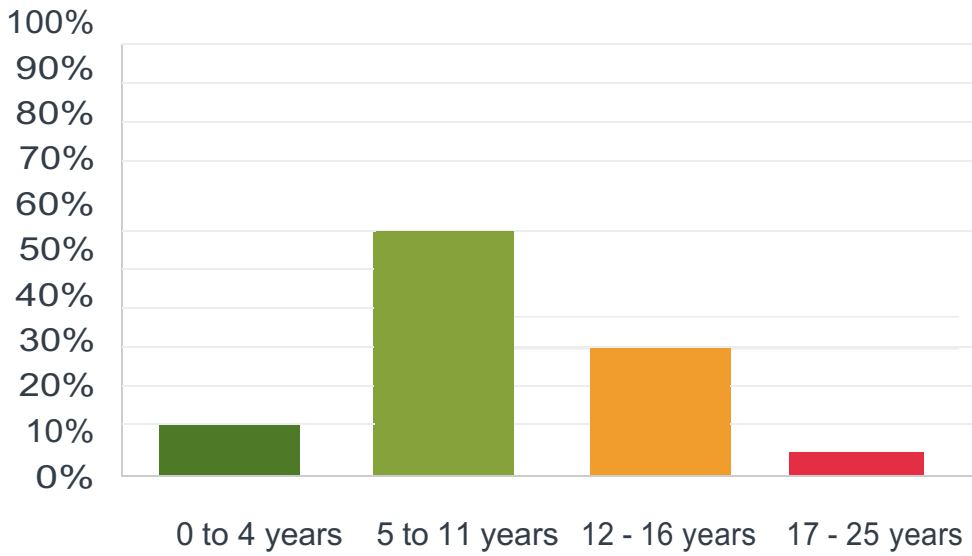


Ealing SEND Survey 2021

Contextual Data

Q12 How old is your child/young person/adult?

Answered: 101 Skipped: 36

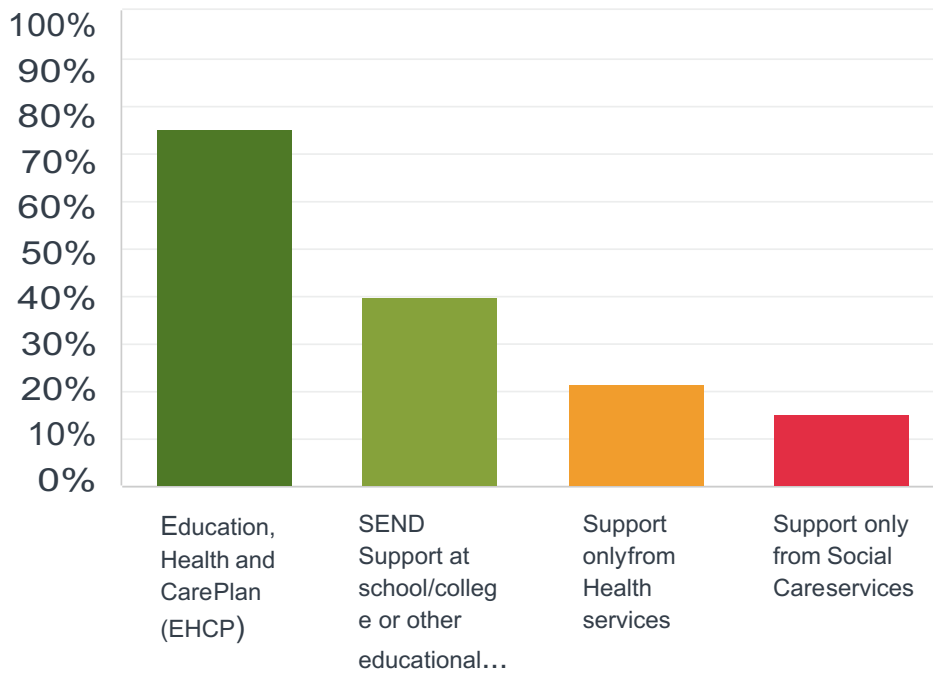


ANSWER CHOICES	RESPONSES	
0 to 4 years	8.91%	9
5 to 11 years	54.46%	55
12 - 16 years	28.71%	29
16- 25 years	7.92%	8
Total respondents		101

Q13 What support does your child/young person/adult receive?

Answered: 93

Skipped: 44

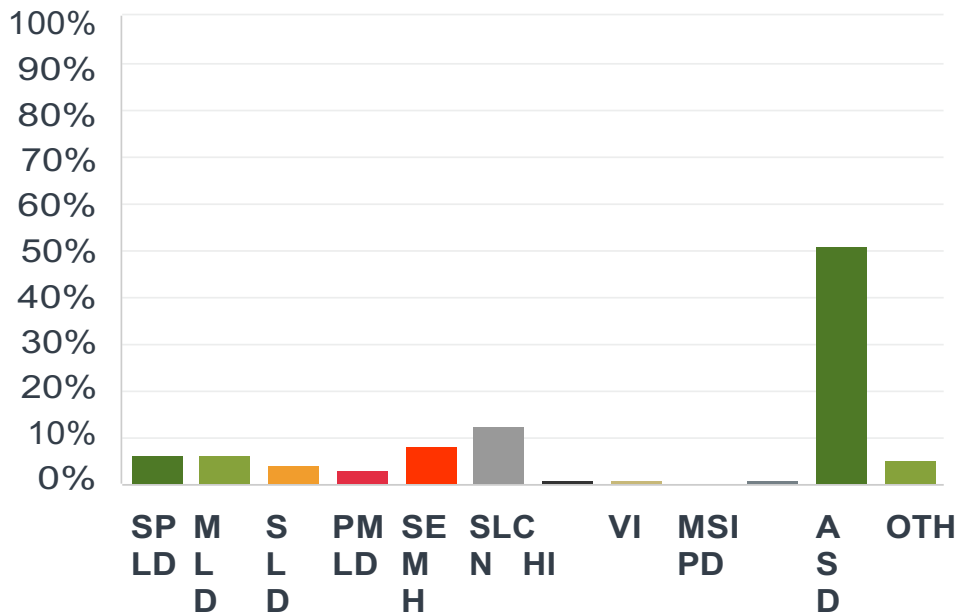


ANSWER CHOICES	RESPONSES	
Education, Health and Care Plan (EHCP)	75.27%	70
SEND Support at school/college or other educational establishment	39.78%	37
Support only from Health services	21.51%	20
Support only from Social Care services	15.05%	14
Total Respondents:	93	

Q14 Please describe the **main area of need** of your child/youngperson/adult (please select from dropdown menu of options)

Answered: 96

Skipped: 41



ANSWER CHOICES	RESPONSES	
SPLD Specific learning difficulty	6.25%	6
MLD Moderate learning difficulty	6.25%	6
SLD Severe learning difficulty	4.17%	4
PMLD Profound and multiple learning difficulty	3.13%	3
SEMH Social, emotional and mental health	8.33%	8
SLCN Speech, language and communication needs	12.50%	12
HI Hearing impairment	1.04%	1
VI Vision impairment	1.04%	1
MSI Multi-sensory impairment	0.00%	0
PD Physical disability	1.04%	1
ASD Autistic spectrum disorder	51.04%	49
OTH Other difficulty	5.21%	5
Total Respondents		96

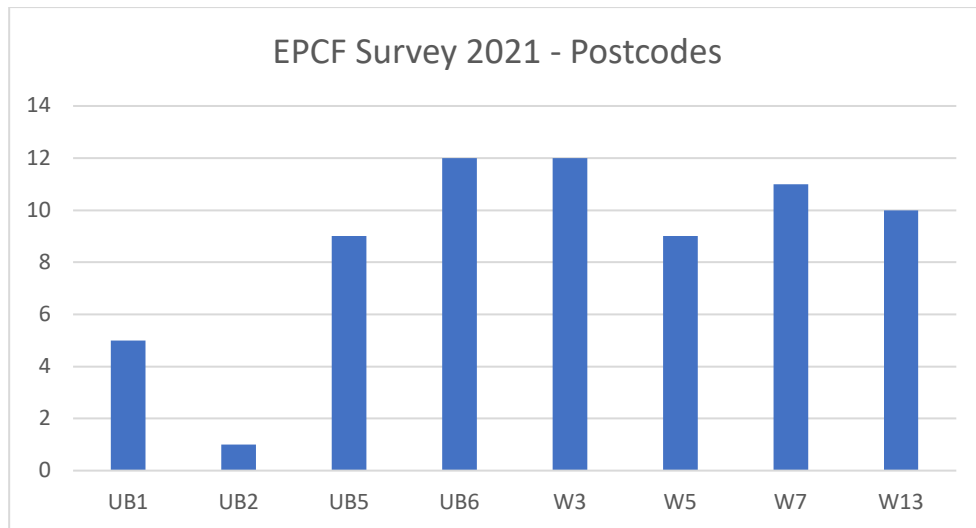
	OTHER AND/OR SECONDARY AREA OF NEED (PLEASE SPECIFY)
1	Anxiety
2	And ADHD
3	Moderate Learning difficulty
4	Severe learning difficulty
5	DCD ADHD
6	ASD Tourette's, HDAD
7	Autism, ADHD
8	MLD
9	Speech delay and learning difficulty.
10	ADHD, Tic disorder and sensory overload disorder
11	Social Emotional and Mental Health
12	SEMH as a result of ASD and a very late diagnosis and disastrous transition to secondary school undiagnosed at the time.
13	Social emotional mental health
14	ADHD, low IQ, English as an Additional Language
15	Autistic Spectrum
16	and Autism
17	Speech Language
18	Rare condition: Septo-optic dysplasia and optic nerve hypoplasia
19	Severe learning disability.
20	Preverbal, energetic, unaware of safety
21	Disorder in learning and processing, understanding, spoken and written language, difficulties in feeding, toileting, sleeping, walking outdoors, speech and language problems, hearing problems, challenging behaviours; mental health problems; chronic constipation.(bladder and bowels)
22	My child is awaiting an assessment with CDT
23	sensory
24	suspected ADHD
25	Speech and language MLD Sensory processing
26	PMLD, ASD, non-verbal
27	Dyslexia - sensory processing
28	Social skills and learning disability
29	Suspected autism
30	ASD and ADHD
31	Physical disability
32	Severe learning disability
33	and likely FASD
34	Sensory processing ADHD

35	She needs help with maths
36	Moderate learning difficulties.
37	PMLD
38	dyslexia, dyspraxia
39	Sensory processing
40	ADHD. She is probably dyslexic, but I can't find out because no one will give her an assessment. Delayed speech and a stammer, I suspect mild cerebral palsy, but I will never find out because we have been discharged from school and no-one will help us any further.
41	SLT
42	ADHD, DCD, visual perception and discrimination
43	Specific Learning Difficulties. This and the above are both as per the EHCP. My son is autistic.
44	Downs syndrome

Q15 Please tell us your full postcode. This will help us understand if there are different views from residents in different areas.

Answered: 71

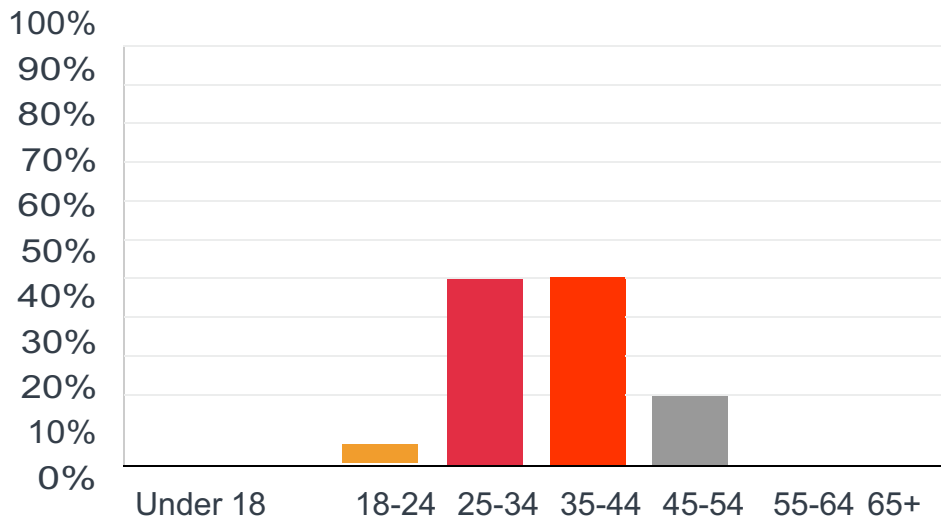
Skipped: 66



Q16 What is your age? (Please select one option)

Answered: 98

Skipped: 39

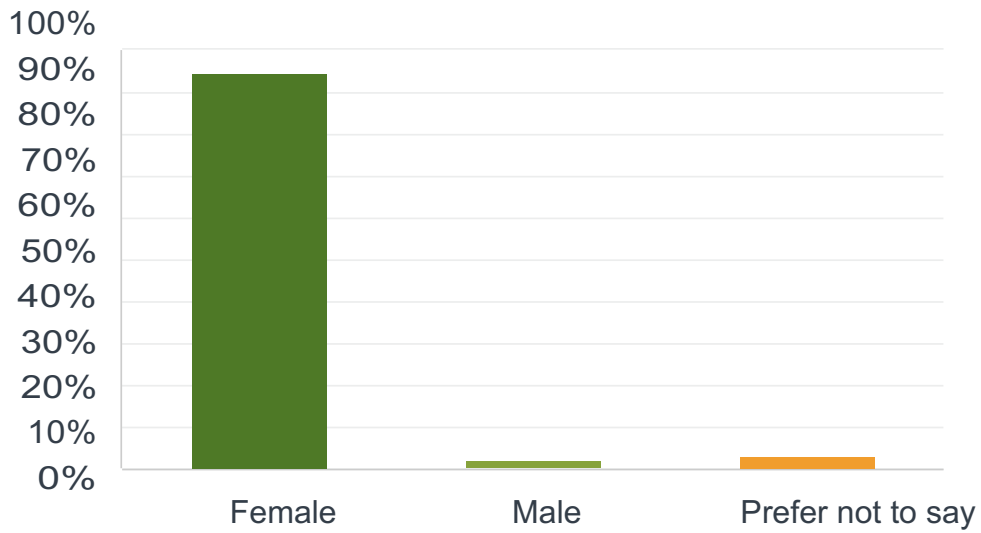


ANSWER CHOICES	RESPONSES	
Under 18	1.02%	1
18-24	0.00%	0
25-34	6.12%	6
35-44	38.78%	38
45-54	41.84%	41
55-64	9.18%	9
65+	2.04%	2
Prefer not to say	1.02%	1
TOTAL		98

Q17 What is your sex? (Please select one option)

Answered: 98

Skipped: 39

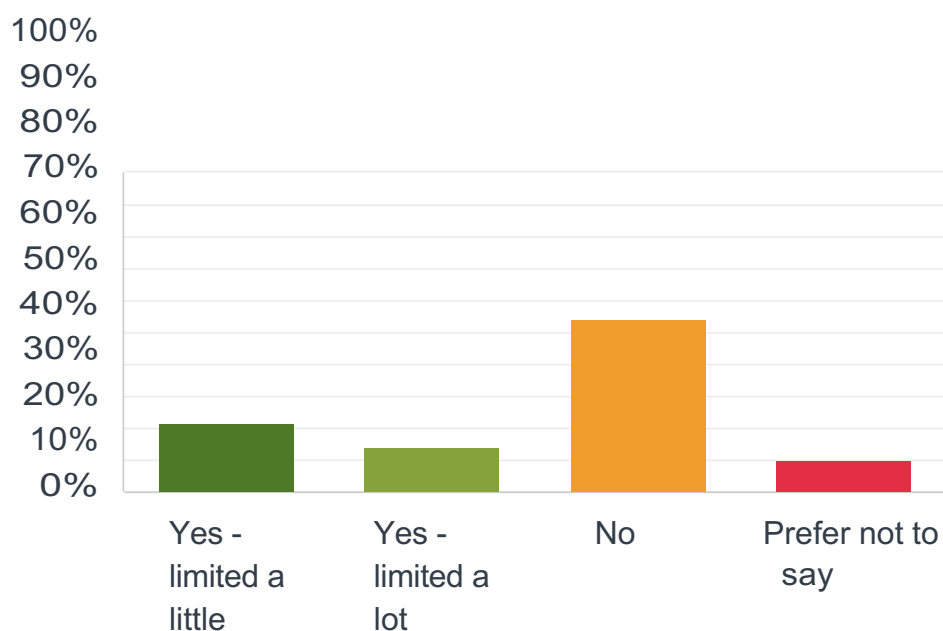


ANSWER CHOICES	RESPONSES	
Female	94.90%	93
Male	2.04%	2
Prefer not to say	3.06%	3
TOTAL		98

Q18 Are your day-to-day activities limited because of any physical or mental health conditions or illnesses that are lasting or expected to last for 12 months or more? (Please select one option)

Answered: 98

Skipped: 39

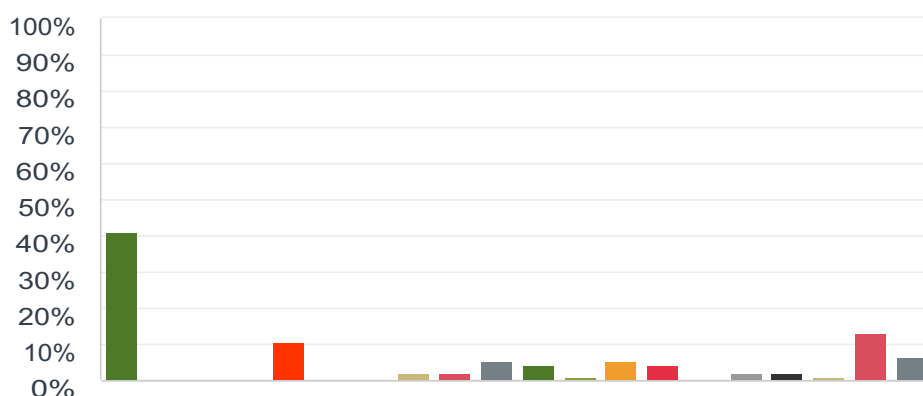


ANSWER CHOICES	RESPONSES	
Yes - limited a little	21.43%	21
Yes - limited a lot	14.29%	14
No	54.08%	53
Prefer not to say	10.20%	10
TOTAL		98

Q19 What is your ethnic group? (Please select one option)

Answered: 97

Skipped: 40



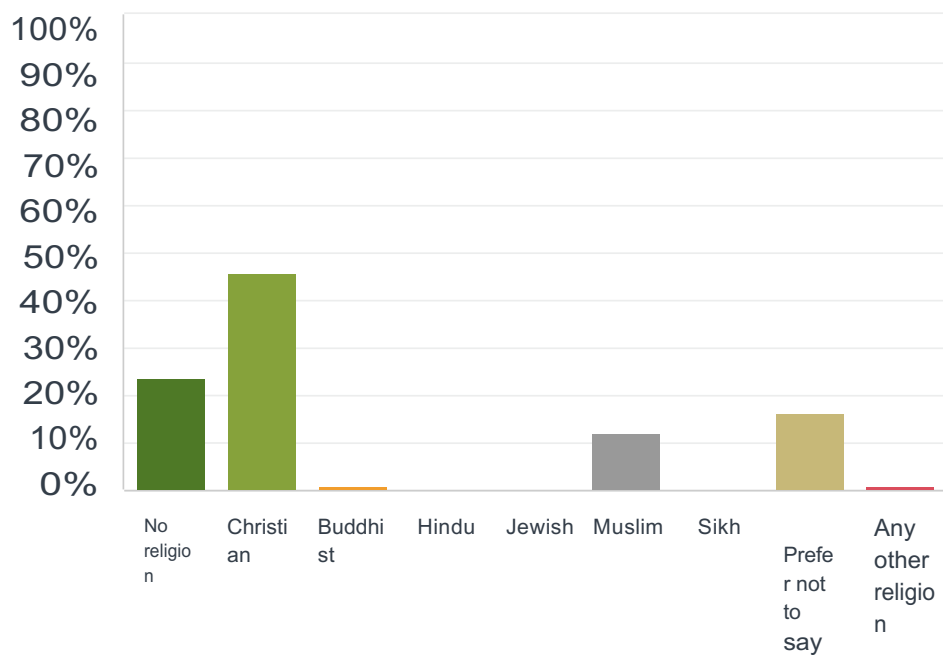
ANSWER CHOICES	RESPONSES	
White English / Welsh / Scottish / Northern Irish / British	41.24%	40
White Irish	0.00%	0
Traveler of Irish heritage	0.00%	0
Gypsy / Roma	0.00%	0
Any other White background (please specify below if you wish)	10.31%	10
Mixed White & Black Caribbean	0.00%	0
Mixed White & Black African	0.00%	0
Mixed White & Asian	2.06%	2
Any other Mixed/ Multiple ethnic background (please specify below if you wish)	2.06%	2
Black / British Caribbean	5.15%	5
Black / British African	4.12%	4
Any other Black / African / Caribbean background (please specify below if you wish)	1.03%	1
Asian / British Indian	5.15%	5
Asian / British Pakistani	4.12%	4
Asian / British Bangladeshi	0.00%	0
Any other Asian background (please specify below if you wish)	2.06%	2
Arab	2.06%	2
Any other ethnic group specify below if you wish)	1.03%	1
Prefer not to say	13.40%	13
Other (please specify)	6.19%	6

#	OTHER (PLEASE SPECIFY)
1	Other white
2	Hungary
3	Afghan
4	Japanese
5	Latin American
6	White European

Q20 What is your religion or belief? (Please select one option)

Answered: 98

Skipped: 39



ANSWER CHOICES	RESPONSES	
No religion	23.47%	23
Christian (Church of England, Catholic, Protestant and all other Christian denominations)	45.92%	45
Buddhist	1.02%	1
Hindu	0.00%	0
Jewish	0.00%	0
Muslim	12.24%	12
Sikh	0.00%	0
Prefer not to say	16.33%	16
Any other religion or belief	1.02%	1
TOTALS		99

Thank you

to all the **parents and carers** who shared their views and experiences in this survey. The results will be shared with Education, Health and Care Teams to inform and support them in improving services for all of our children and families with additional needs in Ealing.

to all of our **partners** including Contact, Ealing Anchor Foundation, Ealing Mencap, ISAID! Ealing and The Log Cabin for all your support in developing and promoting this survey.

to all the many **professionals** in Ealing who supported this survey and are always willing to hear and understand more about the lives of our children and families.

If you have any questions or would like to know more about this survey and the work of the Ealing Parent Carer Forum please contact Matthew Jeatt at chair@epcf.org.uk