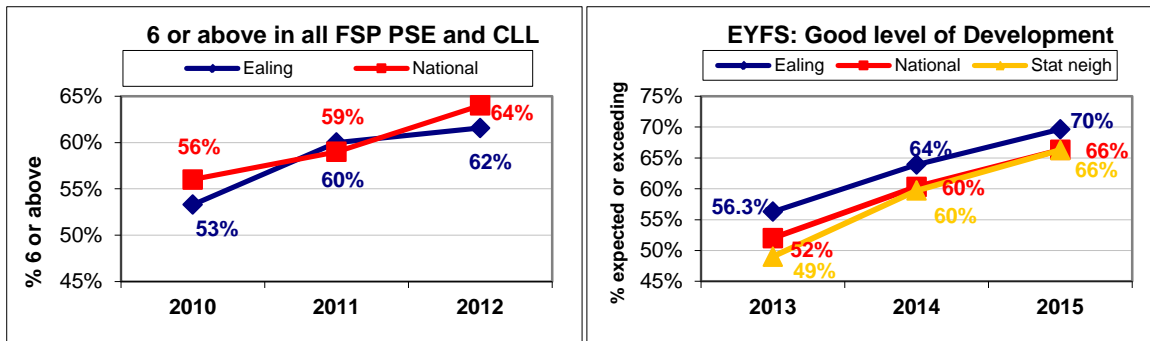


# Pupil attainment outcomes in Ealing 2015 (provisional)

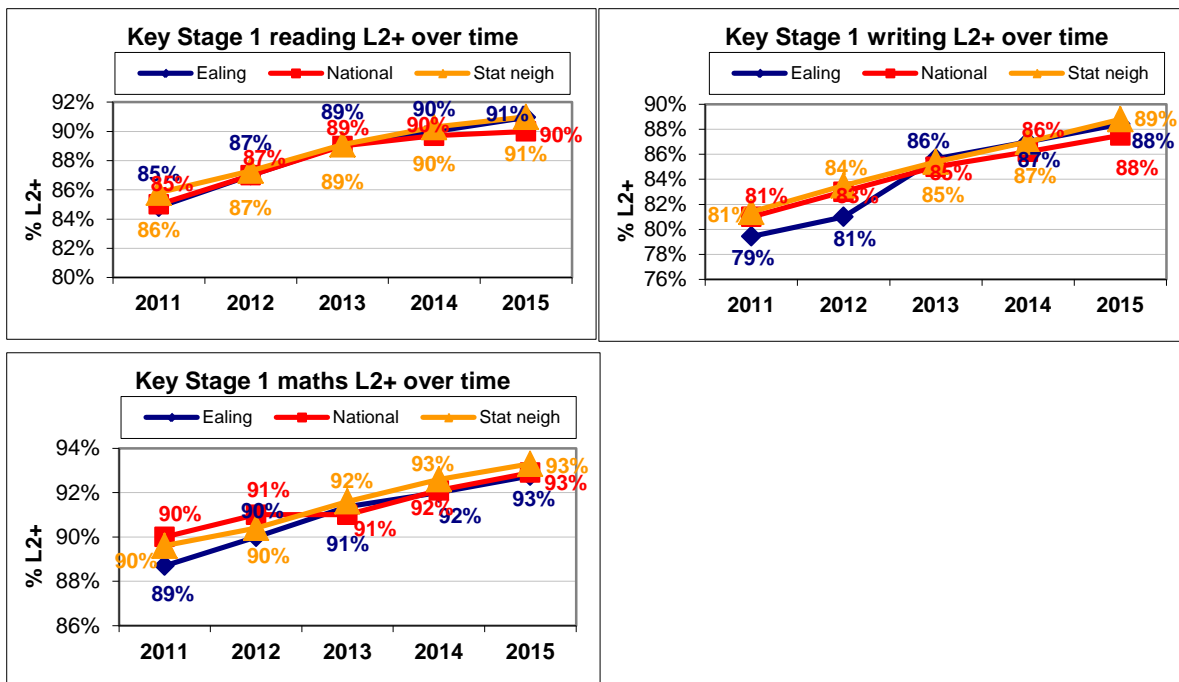
## Early Years Foundation Stage Profile (EYFSP)



In 2015, 70% of children in Ealing schools and PVI settings achieved a good level of development (ie. reached or exceeded the expected level in all the prime learning goals and in the specific areas of mathematics and literacy). This is 4% points above the national average of 66% and 4% points above our statistical neighbours. This is a 6% point improvement on the 2014 figure of 64%, although this upwards trend was also reflected nationally.

The average total points in Ealing was 35.5, from a possible maximum of 51, compared to 34.3 points nationally and 34.2 for our statistical neighbours. This is a 0.6 point improvement since 2014.

## Key Stage 1



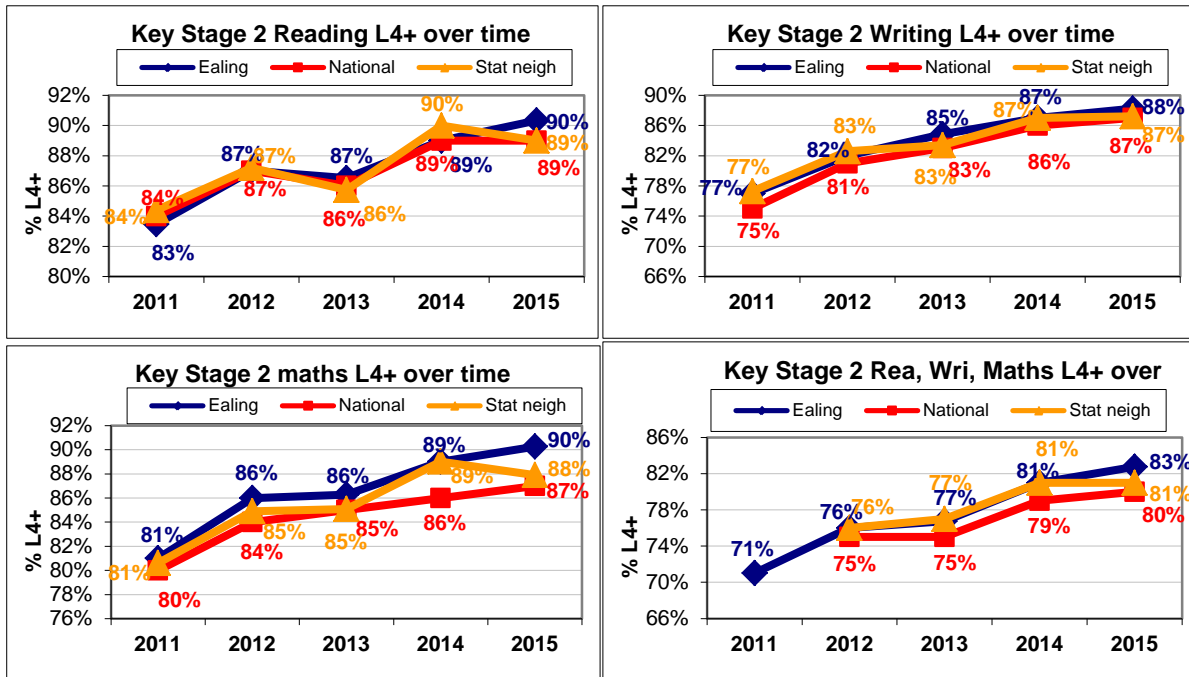
In 2015, 91% of pupils achieved the nationally expected Level 2 or above in reading at the end of KS1; a 1% point increase from 2014, 1% point above the national average and in line with our statistical neighbours.

88% of Ealing pupils achieved Level 2 or above in writing, an improvement of 1% point from 2014, in line with the national average and 1% point below our statistical neighbours.

93% of pupils achieved Level 2 or above in maths, a 1% point increase from 2014. This is in line with the national average and our statistical neighbours.

There has also been an increase in pupils achieving the higher levels in maths in 2015, with 27% achieving Level 3, a 1% point increase from 2014. Pupils achieving level 3 in writing increased by 1% point from 2014 to 18% and the percentage of pupils achieving level 3 in reading remained the same at 31%.

## Key Stage 2 (provisional)



Provisionally, in 2015, 83% of Ealing pupils achieved the nationally expected Level 4 or above in reading, writing and Maths, a 2% point improvement since 2014. This is 3% points above the provisional national average 2% points above the provisional average of our statistical neighbours. 72% of pupils provisionally achieved a good level 4 (4B+ in reading and maths tests and L4 in writing TA), 3% points above the provisional national average and a 2% point improvement on our 2014 figure.

90% of pupils provisionally achieved Level 4 or above in Key Stage 2 reading tests. This is a 1% point increase on our 2014 figure and is 1% point above the provisional national average. The proportion achieving Level 5 remained the same at 48%, now equal to the provisional national average.

8% of pupils provisionally achieved Level 4 or above in the writing teacher assessment, 1% point above the provisional national average. This is a 1% point improvement since 2014 and a huge 11% point improvement since 2011. The proportion achieving Level 5 rose 1% points to 34% but has now dropped below the provisional national average of 36%.

90% of pupils provisionally achieved Level 4 or above in Maths, which is a 1% point improvement since 2014 and is 3% points above the provisional national average. The proportion achieving level 5 dropped from 47% to 45%, however this is still 3% points above the provisional national average of 42%. 11% of Ealing pupils achieved level 6 in maths, a 1% point decrease since 2014, but remaining above the provisional national average of 9%.

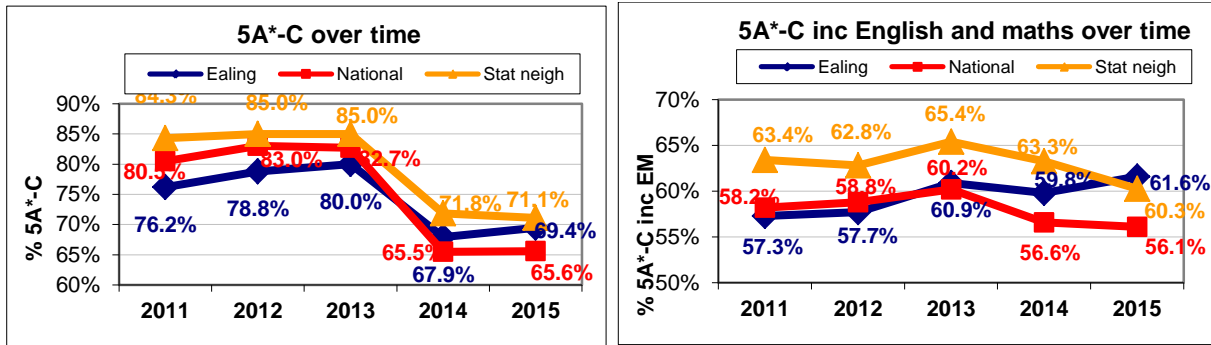
85% of Ealing pupils provisionally achieved a level 4 or better in the grammar, punctuation and spelling test compared to 80% nationally, a 4% point increase since 2014.

93% of pupils in reading, 95% in writing and 92% in maths provisionally made the expected two levels progress in 2015. This is above the provisional national average progress by 2% points in reading and 1% points in writing and 2% points in maths. The provisional proportion making more than expected progress is now 35% in reading 37% in writing and 40% in maths, a drop from 2014 where expected progress was 41% in reading 42% in writing and 46% in maths).

There is one school provisionally below the government floor target this year.

The provisional proportion of disadvantaged pupils achieving Level 4 or above in reading, writing and maths has increased from 75% to 78%, narrowing the gap from 10% points in 2014 to 8% points this year.

### Key Stage 4 (provisional)



In 2015, 61.6% of students provisionally achieved 5 A\*-C including English and Maths, a 1.8% point increase on the previous year. This is 5.5% points above the provisional national average and 0.7% points above our statistical neighbours.

69.4% of students provisionally achieved 5A\*-C (a level 2) in 2015, which is an increase of 1.9% points since 2014. This is 3.8% points above the provisional national average and 1.7% points below our statistical neighbours.

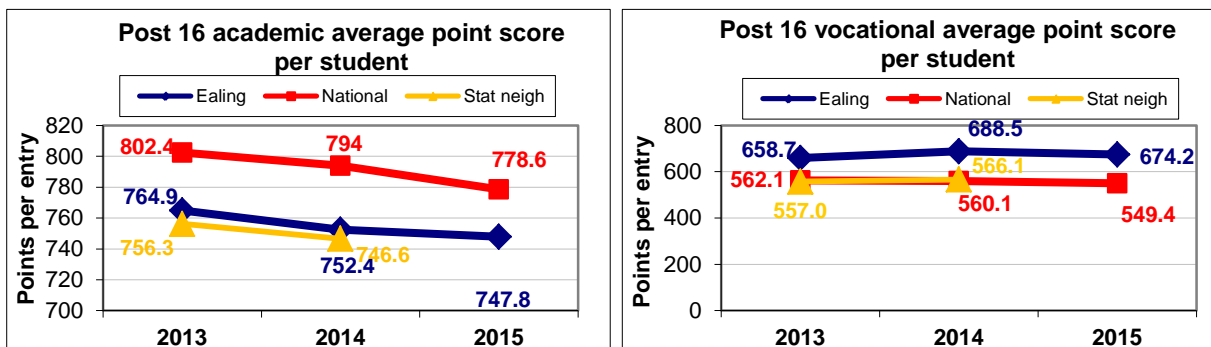
The proportion of students provisionally achieving the EBACC has increased by 1% in 2014 to 32.2% in 2015, this is 8.3% points above the provisional national average of 23.9% and 1.9% points above our statistical neighbours.

80.7% of students in English and 75.1% of students in maths provisionally made the expected rate of progress in 2015. This remains stable for English and is an increase of 2% points in Maths since 2014. In English progress in Ealing is over 10% points above the provisional national average for English (70.0%) and 8.5% points above the provisional national average in Maths. Ealing is also provisionally outperforming our statistical neighbours in terms of progress.

The provisional proportion of disadvantaged pupils achieving 5A\*-C including English and maths has increased 47.3% to 49.0% this year; however the gap has remained similar at 20.8%.

There are no Ealing secondary schools provisionally below the government floor target this year (*new floor target used for schools that opted in to Progress 8 accountability – Alec Reed, Cardinal Wiseman and Elthorne Park*).

### Key Stage 5 (Provisional)



In 2015, the provisional academic average point score per student decreased slightly by 4.6 points and the provisional vocational average point score per student also decreased slightly by 14.3 points since 2014. The academic point score was below the provisional national figure by 30.8 points and the vocational point score per student was above the provisional national average by 124.8 points (statistical neighbour data is not yet available).

The provisional average points per entry shows little change at 219.2 for academic students and has decreased slightly by 4.5 points to 227.7 for vocational students.

The provisional proportion of students in Ealing achieving at least 2 A Levels or equivalent (a “Level 3”) has dropped from 95.9% in 2014 to 91.9% in 2015. There was also a drop in the provisional proportion of vocational students achieving at least 2 substantial level 3 vocational qualifications from 85.6% in 2014 to 83.7% this year, (following a substantial increase of 11.7% from 2013 to 2014).