

Understanding COP and Climate change

Classroom Activity 3: ACTION

IN THE CLASSROOM

AIM: To help pupils understand what COP and climate change means and why protecting the environment is so important. Making direct links to the benefits of actively travelling school and the impact of air pollution. **Making a pledge to take action and preparing for the Giant Walk to School.**

OBJECTIVES:

This lesson will enable pupils to:

- Understand the general concept of what COP and climate change means and why it's bad for our planet.
- Recognise how they may be more sustainable and what might affect climate change
- Consider how reducing our carbon emissions will have a direct impact on the plant and our school environment.
- Create leaves or flags with messages of why walking to school is so important to participate in a schoolwide walk to school.

CURRICULUM LINKS:

- ART – drawing, flag/leaf creation from natural materials.
- GEOGRAPHY/SOCIAL STUDIES – local area.
- SCIENCE – plants, animals (including humans), everyday materials.

RESOURCES:

- Projector / computer to play video
- Print out activity cards ahead of lesson
- Whiteboard or flipchart

For the recycled leaves and or flags:

- Recycled material or paper
- Leaf template (attached to email)
- Paints / markers
- Scissors
- Cellotape
- Stick / old pencil / A4 paper rolled on diagonal from corner to corner for the pole



OVERVIEW:

Classroom Activity 3: ACTION

1. To start the lesson, remind pupils about what they have learnt in the previous sessions. Reminding them about what COP, climate change and Air Pollution is.

Play this video to recap and show how a cleaner street can make a big difference.

<https://www.youtube.com/watch?app=desktop&v=MlxTrr1-rSE>

2. Ask for some volunteers from the class to talk about what people can do to help prevent climate change? Using the below picture cards as talking points. You may want to print and cut these out ahead of the lesson.

3. As a class make a pledge to do one or more of these actions.

ACTIVITY:

1. Create and colour in Green Leaves from recycled materials / real leaves for pupils to carry.






2. Ask pupils to write why walking, cycling, scooting and or Park & Striding to and from school is so important to the environment. e.g., I Walk for Clean Air, I scoot for my health, Less cars = Less pollution, We walk for the planet ...etc.

3. The leaves can then be added to your school's Active Travel Tree displayed in reception (location tbc by school). There should also be orange and red leaves for pupils to add who travelled in less sustainable ways: orange for Park and Stride (10 minute walk) and red for those being driven close to school. Note the leaves should be no larger than a post-it note.

Alternatively, you can also choose to create flags from recycled materials or paper for pupils to carry on their walk, cycle, scoot or Park & Stride to school.

AT HOME

After the activity, ask the pupils to take their leaves / flags home, along with the attached **information for parents/carers**

Action	Picture
Plant more trees	
Use green modes of transport (walking, cycling, scooting)	
Park & Stride	
Public transport	
Turn the lights off when you leave the room	

Eat less meat and dairy



Reduce, Reuse and Recycle

**REDUCE
REUSE
RECYCLE**

