

STARS and Eco-Schools









[Eco-Schools](#) is an award programme recognised internationally, that supports schools on their sustainable journey, offering a framework to help the school embed ecological principles into the curriculum. It works really nicely alongside STARS as it has similar aims, to encourage more students to travel actively and sustainably. Simply [register](#) via the Eco-schools website to gain access to an assortment of support and resources and make a start on the seven steps to Eco-Schools Green Flag accreditation.

Did you know that taking part in Eco-Schools can also help count towards your STARS Accreditation?

Simply select the STARS Activity Cards that correspond to the activity you're running in school, tell your story and keep working towards your next STARS accreditation.

To do this, sign into your [STARS Online account](#), select the activity from the list and click on 'Tell your story'. You can include photos, posters, newsletters, risk-assessments and other relevant documents to show how your activity was completed. You can then publish your story in the 'Stories' section to share your achievements.

See the list below for our suggestions of [Activity Cards](#) that align with the Eco-Schools Activity.

	Example Activity	STARS Activity Card
 Consultation	Linked to: Step 1- Eco-Committee. Get a group of students to create an eco- committee in your school to discuss and make plans for all things Eco-Schools	Pupil involvement
 Curriculum	Linked to: Step 2 - Environmental Review. Free-to-download resource available on eco-schools website which can be used to review an Outdoor Classroom day, learn about environments and provide inspiration to Eco-Committees.	Outdoor Classroom Day
 Curriculum	Linked to: Step 3 - Action Plan. Build an inclusive plan for environmental actions in your school, college or nursery, created by the pupils.	Pupil journey planning
 Curriculum	Linked to: Step 4 - Curriculum Links. Several links and resources available on eco-schools website for activities based on 10 main topics directly linked to school curriculum for Early Years , Primary and Secondary/College .	Other curriculum activity
 Consultation  Promotion	Linked to: Step 5 - Informing and Involving. This is your time to show off and let others know about all the amazing eco-actions you have planned for your schools. This could include creating an eye-catching Eco-Board, holding assemblies and class presentations, having an Eco-Stall at school events, or organising a whole school event and competition.	Local community involvement Parent/carer involvement Staff involvement in active travel Senior management and school governor involvement
 Curriculum	Linked to: Step 6 - Monitoring and Evaluation. Measuring the impact of the projects you've been working hard on, in your Action Plan.	Audits and research
 Promotion	Linked to: Step 7- Eco-Code. Organise a rallying call that everyone can get behind!	Invite local dignitaries to travel events Publicity within the local community

