



# Key Messages:

- Sing all week to help your child speak.
- Anyone can sing – you don't need a thing.
- Rhyming together helps reading forever.


# Top Tips:

- Sing in your home language  
(We have included some examples).
- Sing and rhyme throughout the day.
- Listen to music together.
- You have the X factor!
- It's free!
- Make up your own songs.
- Use songs to calm or to have fun.



## Old MacDonald

Old Macdonald had a farm,  
ee-aye-ee-aye-oh,  
And on that farm he had a cow,  
ee-aye-ee-aye-oh,  
With a moo moo here,  
And a moo moo there,  
Here a moo, there a moo,  
Everywhere a moo moo,  
Old Macdonald had a farm,  
ee-aye-ee-aye-oh.



## Twinkle Twinkle Little Star


Twinkle twinkle little star,  
How I wonder what you are,  
Up above the clouds so high,  
Like a diamond in the sky,  
Twinkle twinkle little star,  
How I wonder what you are.



# My Face

(English translation)

I have a pretty face,  
That looks like a little house,  
The hairs on my head,  
Look like the tiles,  
My eyes are two windows,  
That open in the morning,  
I open my mouth,  
aaaaaaaaaaaaa,  
It looks like a door,  
In the middle is my nose,  
It's a bell that goes,  
ring, ring, ring.



## Incy Wincy Spider

Incy Wincy Spider,  
Climbing up the water spout,  
Down came the rain, and,  
Washed the spider out.  
Out came the sun, and,  
Dried up all the rain,  
So Incy Wincy Spider,  
Climbed up the spout again.






# How to use the middle pages:


- These middle pages are pull outs for you to use while singing with your child/children.
- The choiceboard has a picture for all 8 songs/ rhymes in this book.
- To use the choice board: show your child the board, point to a picture and sing that song together. Do this for each picture. Over time your child will learn that each picture represents a particular song, and you can then encourage your child to use the board to choose the song he/she wants, e.g. encourage your child to point to the song he/she wants.
- The second page has a cut out finger puppet.
- To use finger puppet: cut out the puppet (there are 2 holes for your fingers). You can then use the puppet to do the actions as you both sing the song.
- Have fun!




# Song Choice Board



# Humpty Dumpty



Humpty Dumpty sat on a wall,  
Humpty Dumpty had a great fall,  
All the King's horses and all the King's men,  
Couldn't put Humpty together again.





**This is sung to the tune of Frère Jacques...**




## **Yellow Butterfly** (English translation)

Yellow butterfly,  
Yellow butterfly,  
Spreads its wings,  
Spreads its wings,  
Takes its flight,  
Takes its flight,  
We contemplate it,  
We contemplate it.

## **Head, Shoulders, Knees and Toes**

Head, shoulders, knees and toes,  
Knees and toes,  
Head, shoulders, knees and toes,  
Knees and toes,  
And eyes and ears and mouth  
and nose,  
Head, shoulders, knees and toes,  
Knees and toes.



# Row Your Boat

Row, row, row, your boat,  
Gently down the stream,  
Merrily, merrily, merrily, merrily,  
Life is but a dream.



# Wind the Bobbin Up

Wind the bobbin up,  
Wind the bobbin up,  
Pull, pull,  
Clap, clap, clap,  
Wind it back again,  
Wind it back again,  
Pull, pull,  
Clap, clap, clap,  
Point to the ceiling,  
Point to the floor,

Point to the window,  
Point to the door,  
Clap your hands together,  
123,  
Put your hands,  
upon your knees.



# **What to do if you are concerned that your child is not talking well for his/her age:**

- Try not to feel anxious. All children develop differently.
- If your child is under five, speak to your Health Visitor. They can give you advice or direct you to a 'Play and Talk' session to speak with a Speech and Language Therapist.
- Contact Ealing Speech and Language Therapy service on:

**020 8825 8856**

