


Phonological awareness

Phonological awareness is knowing the structure of ***spoken*** words – understanding that words are made up of syllables, rhyme and sounds.

Singing nursery rhymes

Breaking words into syllables

Listening games



In the Early Years, phonological awareness skills can be practised during everyday reading, singing or play activities.

Phonological awareness skills are key to children's progress in learning to read

(National Reading Panel, 2000)

Sounds fun!

Listening games to develop phonological awareness skills

Pouring activities

Find some coins, water, lentils, pasta, rice, sugar, sequins, buttons.

Pour them into a cardboard box, bottle or tin. What noise does it make when it lands?

Which are *fast*? Which are *slow*?



Instrument hunt

Play an instrument where the children can't see e.g. in a bag or behind a screen. Ask the children to choose the same instrument from choice on carpet.

Can you hear *short /quick* sounds? Can you hear *long / stretchy* sounds?



Listening to silence

Stay silent for 5 minutes, what can you hear? Perhaps you might hear some birds tweeting? Or the sound of a tree swishing?

Which ones are *loud*? Which ones are *quiet*?



Sounds fun!


Listening games to develop phonological awareness skills

Animal sounds

Singing nursery rhymes is a great way to listen out for different animal noises e.g. 'Old MacDonald'. Give each child a picture and hold it up when they hear that animal noise.

Picture to object matching; make an animal noise and the child chooses the picture of the animal they hear.

Play 'guess the animal'; children guess the name of the animal they hear.



Where are the keys?

Children sit in a circle facing inwards with their hands behind their backs.

Adult places keys in the hands of a child, child jingles the keys and children to look at the person they think is holding the keys.

Who is talking?

Children sit in a circle facing inwards, adult asks children to close their eyes and chooses someone by tapping them on the shoulder.

The child who is chosen says "Tomato Ketchup" and everyone points to the direction of the voice



Vehicle sounds

Picture to object matching; play a transport noise and ask children to choose the correct picture out of a choice of 2-4 pictures.

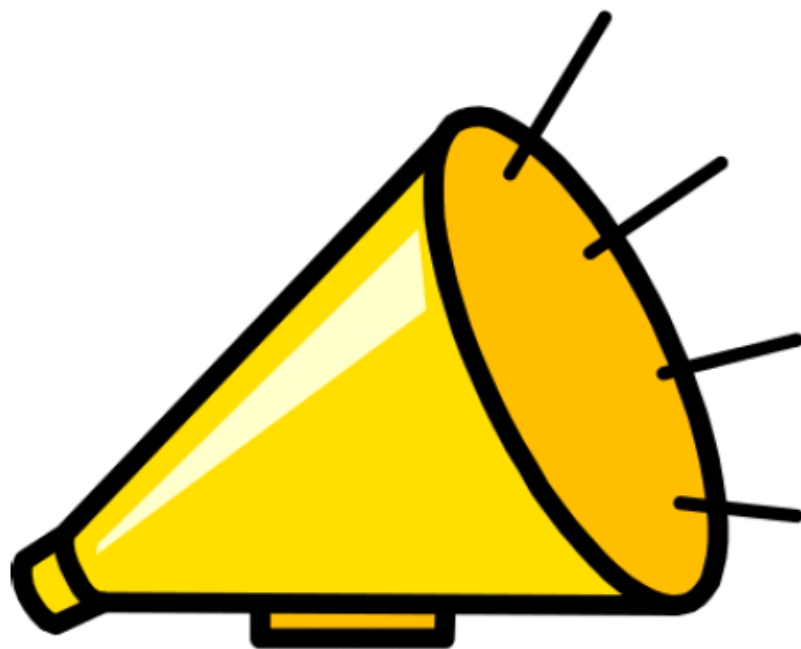
Play 'guess the vehicle'; children guess the name of the vehicle noise they hear.

My turn your turn; adult makes a vehicle noise and child copies, then child's turn to make a vehicle noise.




Sounds Fun!

Prompt cards for listening activities



Loud



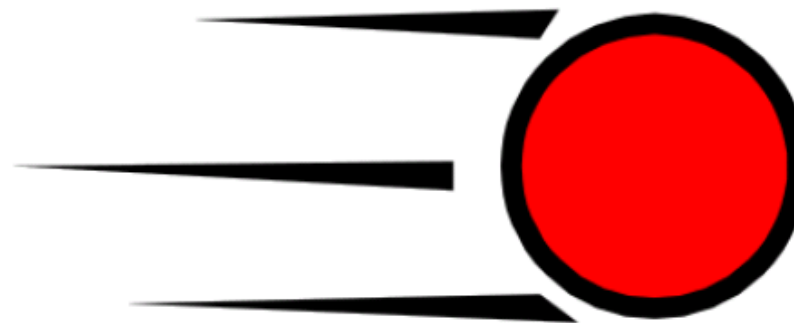
Quiet

Sounds Fun!

Prompt cards for listening activities



Long




Short

Sounds Fun!

Prompt cards for listening activities



Slow



Fast

Syllable Savvy!

Syllable games to develop phonological awareness skills

Naming Game



Go around the group / class and clap out the syllables in each person's name.

*'Names are short,
names are long,*

say your name and clap along

Children say whether they have 1, 2, 3 or 4 (and more) syllables in their name

Jumping Jacks



Use tape / chalk to make a numbered ladder on the floor.



Say a word or show the children a picture and ask them to jump once for each syllable in that word.

What number have they landed on?

Shopping



Put some food items in a basket.

Sort food into the following shopping bags:


1 syllable
2 syllable
3 syllables

Ask the children to buy food that has a certain number of syllables in (e.g. 3 syllables; banana, cucumber, broccoli, etc.)

Syllable Savvy!

Syllable games to develop phonological awareness skills

Building Blocks



Use large building blocks or Duplo and build towers for different words

E.g. 'Zebra' would have 2 blocks

Mark the syllables



Using laminated picture cards, clip pegs to the card to match the number of syllables in the word. E.g. 'dinosaur' would have 3 pegs

Instead of coloured pegs you can also put counters / buttons/ coloured dots on the card to mark the number of syllables.

Follow the beat.



Pull pictures/objects out of a bag and say the word out loud. Get children moving by stomping or moving with each syllable you say.

You can also use musical instruments (e.g. drums, shaker) to mark each syllable in a word.



Putting **patients**
at the **HEART**
of everything we do



London North West
University Healthcare
NHS Trust

Syllable Savvy!

Prompt cards for syllable games



1 syllable



2



syllables

Syllable Savvy!

Prompt cards for syllable games



3

syllables



4

syllables

Syllable Savvy!

1 syllable picture cards for syllable games



Tree



Ball



Dog



Cat



Frog



Bread

Syllable Savvy!

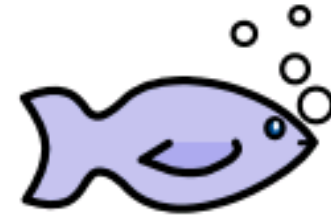
1 syllable picture cards for syllable games



Bike



King



Fish



Star



Ship



Moon

Syllable Savvy!

2 syllable picture cards for syllable games



Ladder



Flower



Apple



Garden



Pizza



Guitar

Syllable Savvy!

2 syllable picture cards for syllable games



Rocket



Baby



Pencil



Carrot



Rabbit



Window

Syllable Savvy!

3 syllable picture cards for syllable games



Butterfly



Banana



Elephant



Crocodile



Strawberry



Umbrella



Putting **patients**
at the **HEART**
of everything we do



London North West
University Healthcare
NHS Trust

Syllable Savvy!

3 syllable picture cards for syllable games



Computer



Astronaut



Potato



Dinosaur



Ladybird



Spaghetti

Syllable Savvy!

4 syllable picture cards for syllable games



Caterpillar



Helicopter



Watermelon



Cauliflower



Rollercoaster



Rhinoceros

Rhyming Rabbit!

Games to develop rhyming skills

Rhyme bingo




Choose a back board and cut out the remaining set of pictures placing them face down on the table.

Pick up the cards one by one and find the matching pair!

If the child finds this difficult at first, provide lots of modelling.

Read and rhyme



Read rhyming stories and leave a **pause** for the child to guess the rhyming word.

Consolidate the child's knowledge of words that rhyme "yes, *room* and *broom*, they are rhyming words because they both end with *oom*"

Sing a song



Have fun singing rhyming songs!

Highlight the rhyming words and ask the child if they can identify the rhyming words within the sentence e.g. "does *hill* rhyme with Jack or Jill"

Rhyming Rabbit!

Bingo board (1)



Pin



Clock



Cat



Moo



Man



Slug

Rhyming Rabbit!

Pictures for rhyming bingo board (1)



Bug




Hat




Bin



Sock



Zoo




Fan

Rhyming Rabbit!

Bingo board (2)



Bat



Hen



Run



House



Bear



Tree

Rhyming Rabbit!

Pictures for rhyming bingo game (2)



Mouse




Rat




Pear



Three



Bun



Pen

Rhyming Rabbit!

Nursery rhymes

**One, Two, Three,
Four, Five**

One, two, three, four, five,
Once I caught a fish alive.
Six, seven, eight, nine, ten,
Then I let it go again.

Why did you
let it go?
Because it bit
my finger so.
Which finger
did it bite?
This little finger
on my right.




Copyright © 2014 Toot Mice

Humpty Dumpty

Humpty Dumpty sat on a wall.
Humpty Dumpty had a great fall.

All the King's horses
And all the King's men
Couldn't put Humpty
Together again.



© Copyright 2014, www.sparklebox.co.uk

Hey Diddle Diddle



Hey diddle, diddle, the cat and the fiddle,
The cow jumped over the moon.
The little dog laughed to see such fun,
And the dish ran away with the spoon.

